



PDF Sample Questions for

# CAT4 Level G

Free sample questions by **CAT4-Prep**



# Introduction



- 
- This practice will help you and your child understand the CAT4 Level G questions.
  - CAT4-Prep members made all questions— we are a **FREE Resource**.
  - Detailed explanations and answers for each question are provided at the end.
  - If you're looking for a Full CAT4 preparation - [we recommend this course](#).
  - Check out our article for everything you need to know about the [CAT4 Level G](#).
  - If you spot any errors in the document, please [report them here](#).



# Figure Classification

## How to solve these questions?

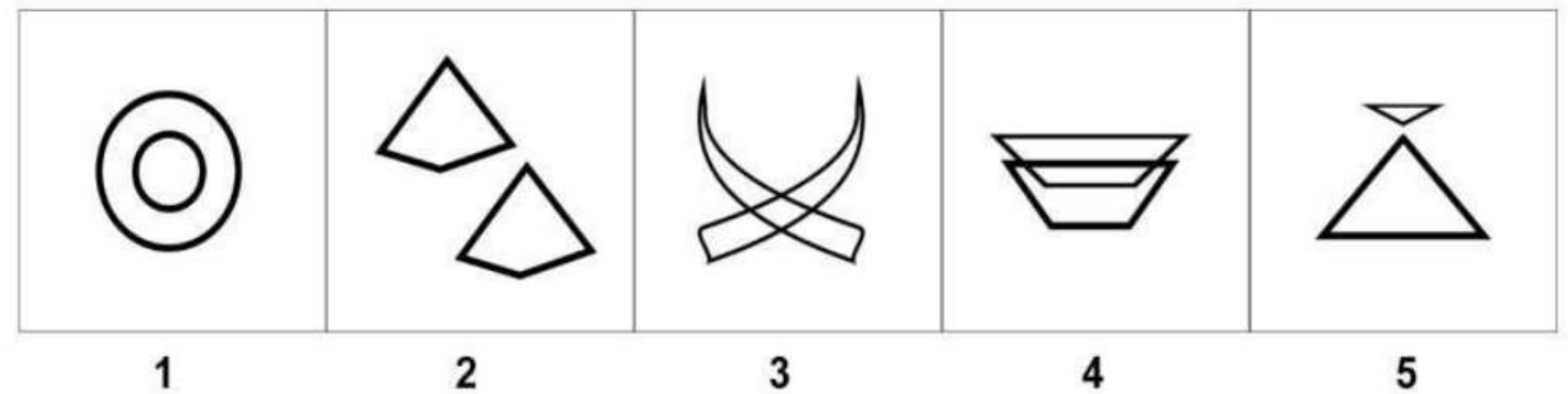
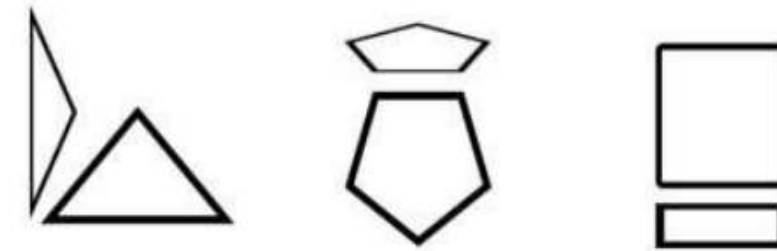
The Figure Classification questions show three pictures that share a connection or a characteristic

From the answer choices, choose the answer which shares the same **connection/characteristic**.

**Need More Practice? Get Access to 100+ Full Practice Tests**

[Get Full Prep ▶](#)

## Question 1



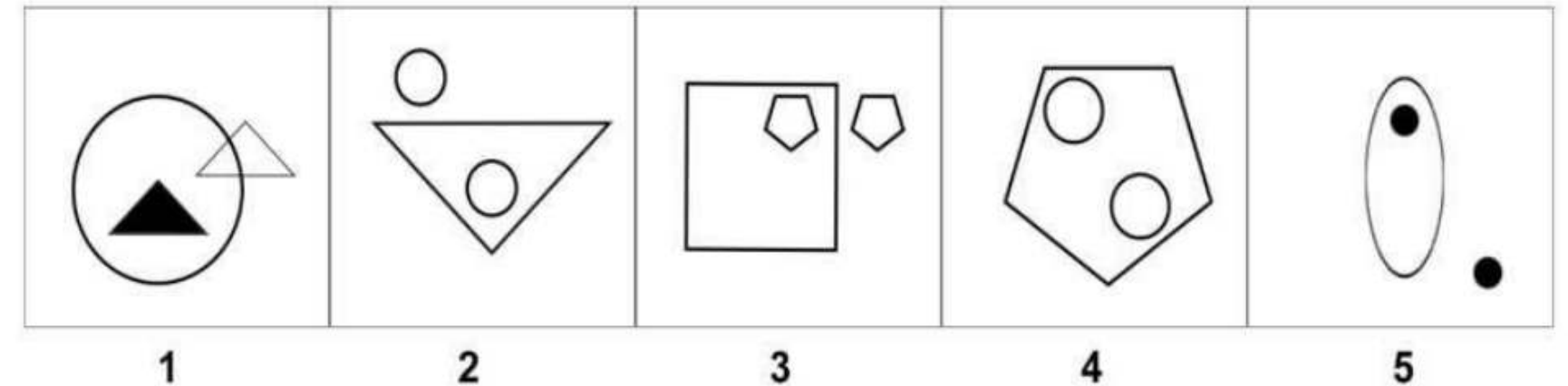
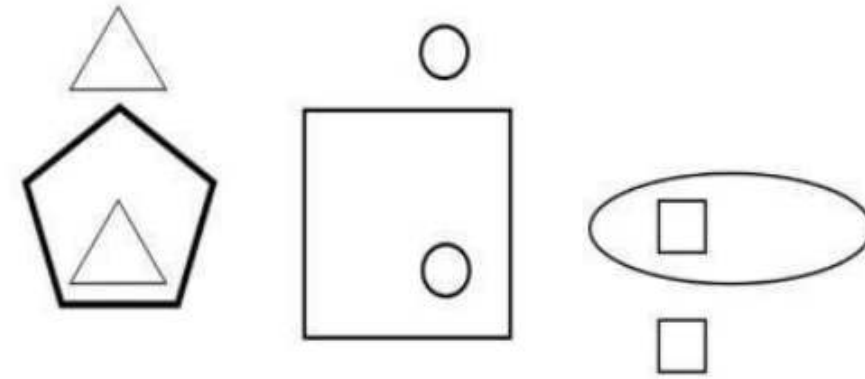
# Figure Classification

## How to solve these questions?

The Figure Classification questions show three pictures that share a connection or a characteristic

From the answer choices, choose the answer which shares the same **connection/characteristic**.

## Question 2



# Figure Matrices

## How to solve these questions?

Figure Matrix questions are either 2x2 or 3x3 matrices, composed of different pictures.

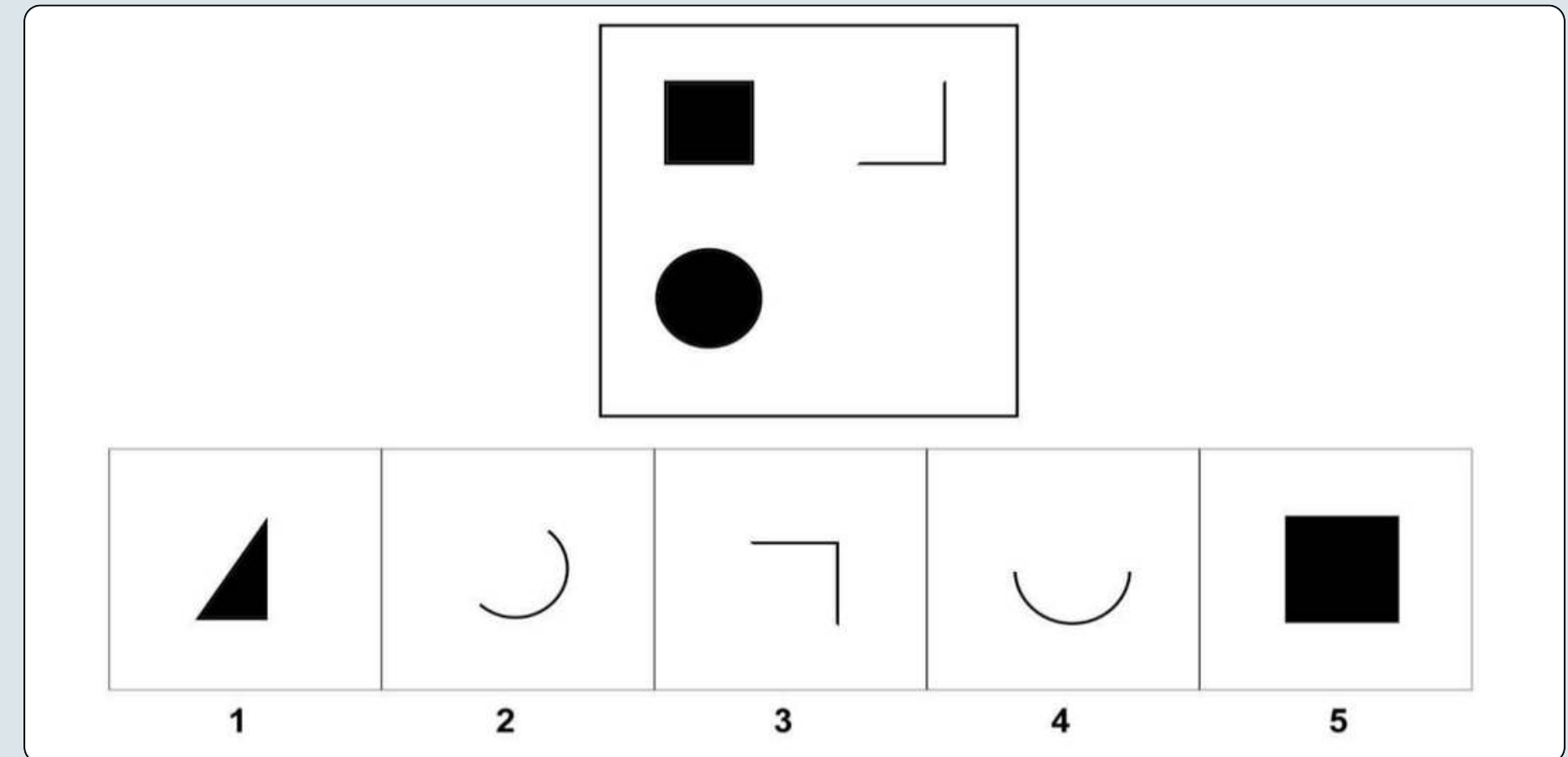
In each row and/or column the pictures change in the same way or **follow the same rule**.

Choose an answer choice that goes in the empty box in the matrix that **follows the same rule**.

**Need More Practice? Get Access to 100+ Full Practice Tests**

[Get Full Prep ▶](#)

## Question 3



# Figure Matrices

## How to solve these questions?

Figure Matrix questions are either 2x2 or 3x3 matrices, composed of different pictures.

In each row and/or column the pictures change in the same way or **follow the same rule**.

Choose an answer choice that goes in the empty box in the matrix that **follows the same rule**.

**Need More Practice? Get Access to 100+ Full Practice Tests**

## Question 4

The puzzle consists of a 3x3 grid of shapes. The shapes are: a shield with the top-left quadrant black, a circle with the top half black, a heart with a white dot in the center, a heart with a white dot in the bottom-left quadrant, a shield with a white dot in the center, a circle with the bottom-left quadrant black, a solid black circle with a white dot in the center, an empty space, and a shield with a white dot in the bottom-left quadrant.

Below the grid are five answer choices labeled 1 to 5:

- 1: A solid black shield.
- 2: A shield with the top-left quadrant black.
- 3: A solid black heart.
- 4: A heart with a white dot in the center.
- 5: A circle with the right half black.

# Figure Analysis

## How to solve these questions?

Figure Analysis questions present a paper folded several times and then punched with holes.

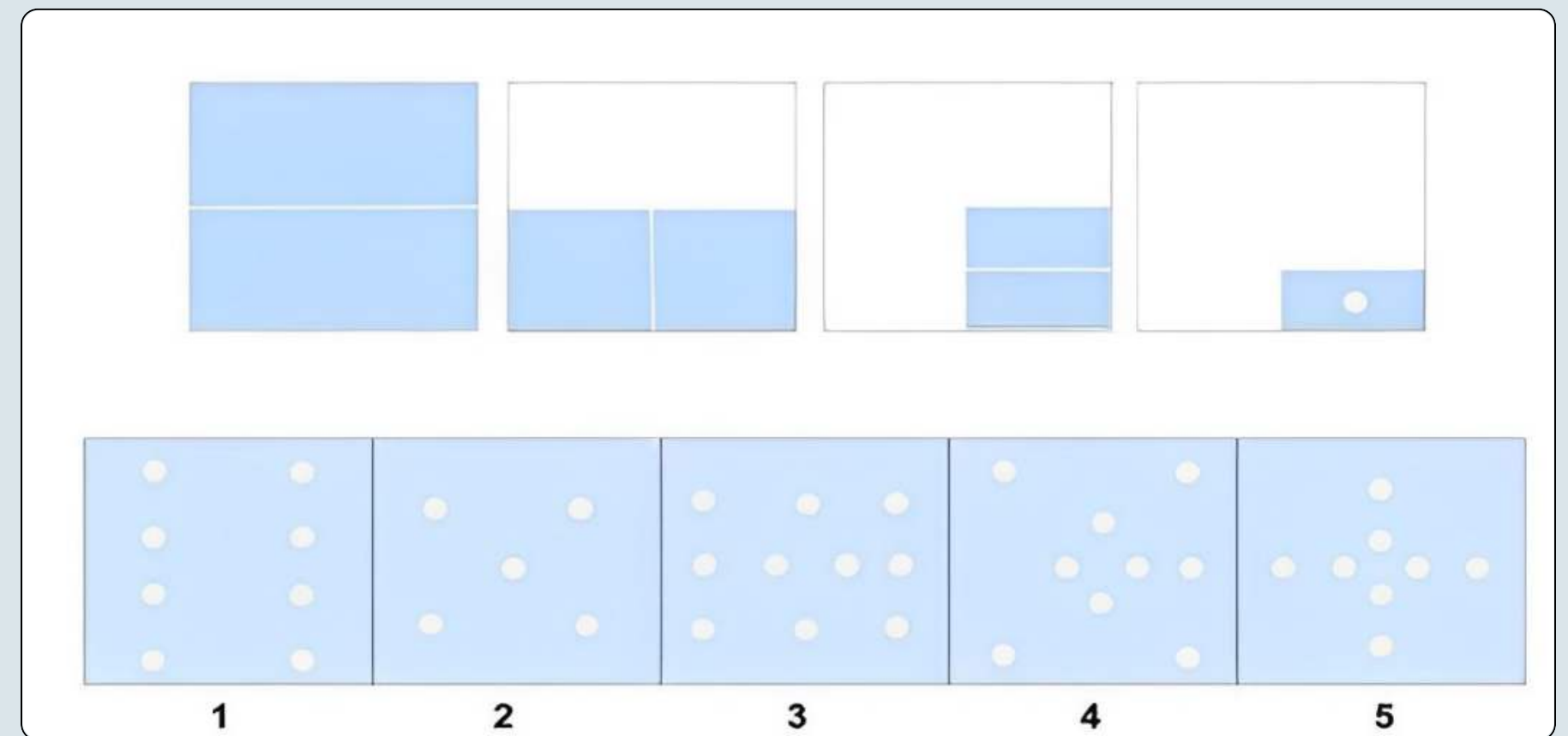
The answer choices contain unfolded papers with punched-in holes.

You need to determine which of the answer choices is the final product of the unfolded punched-in paper.

**Need More Practice? Get Access to 100+ Full Practice Tests**

[Get Full Prep ▶](#)

## Question 5



# Figure Analysis

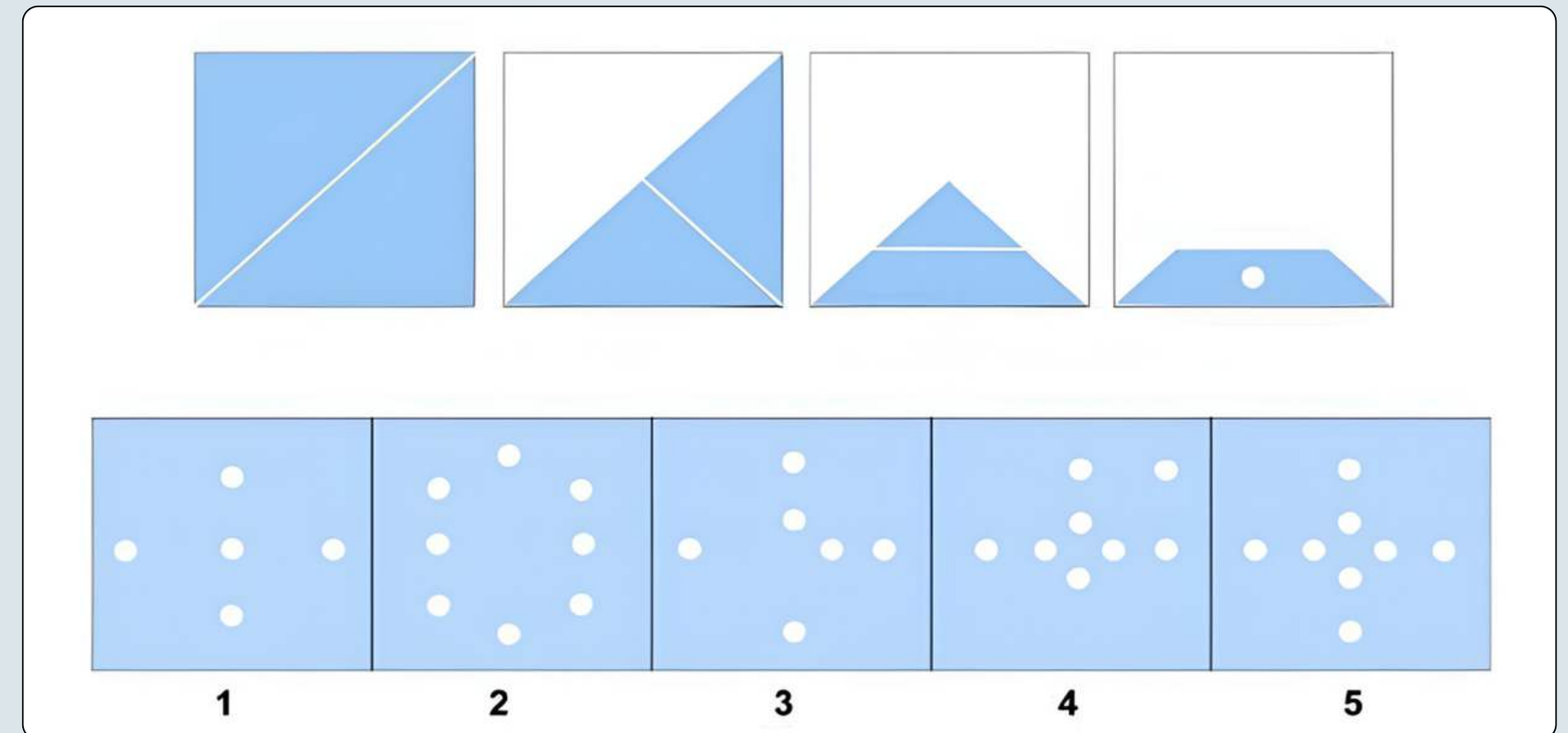
## How to solve these questions?

Figure Analysis questions present a paper folded several times and then punched with holes.

The answer choices contain unfolded papers with punched-in holes.

You need to determine which of the answer choices is the final product of the unfolded punched-in paper.

## Question 6





# Figure Analysis

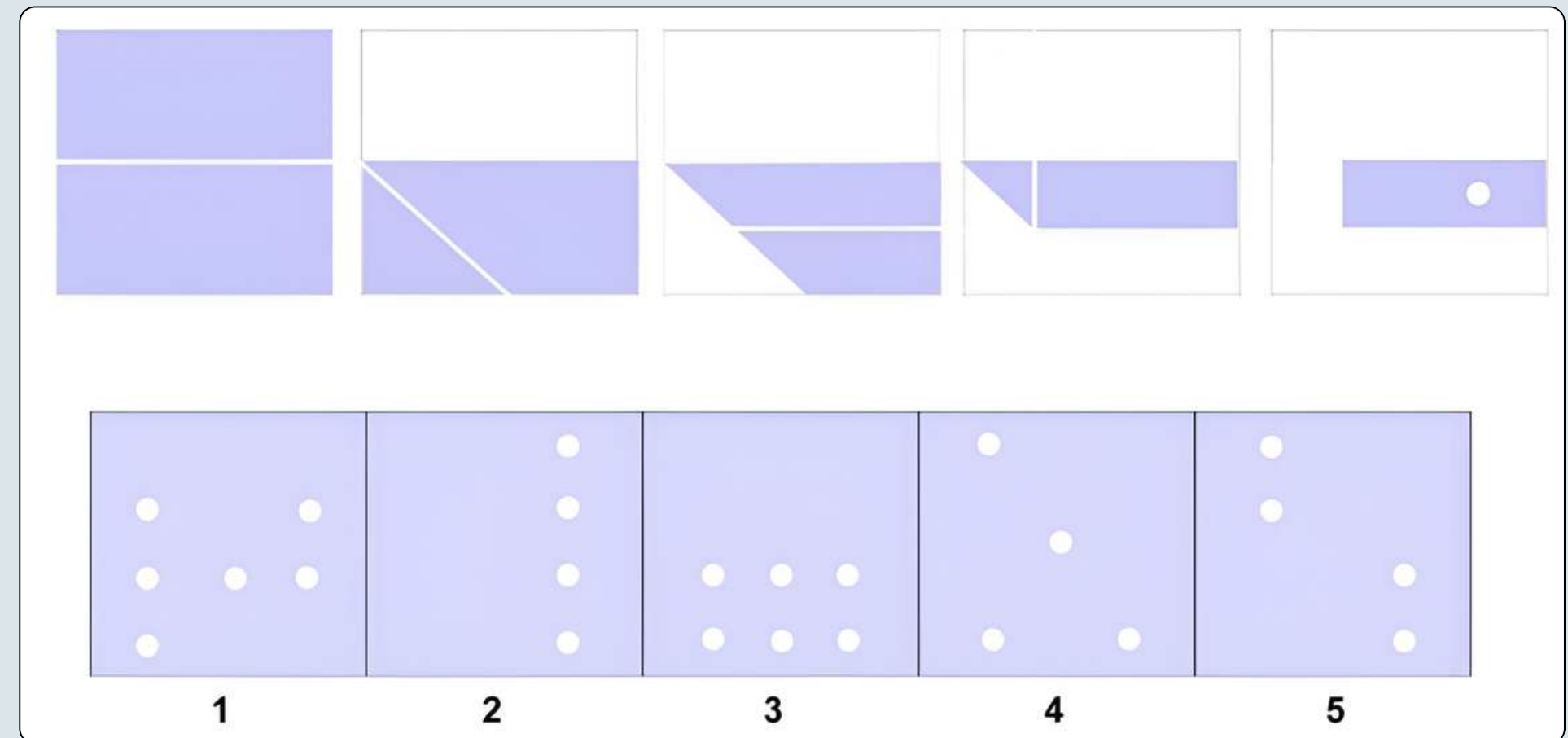
## How to solve these questions?

Figure Analysis questions present a paper folded several times and then punched with holes.

The answer choices contain unfolded papers with punched-in holes.

You need to determine which of the answer choices is the final product of the unfolded punched-in paper.

## Question 7



# Figure Recognition

## How to solve these questions?

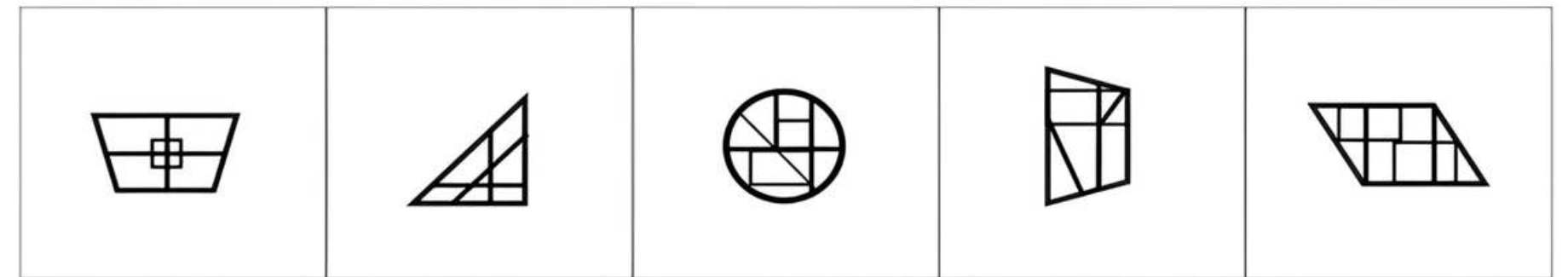
Figure Recognition questions present a shape alongside five answer choices containing complex designs.

You must choose the design which contains the target shape.

**Need More Practice? Get Access to 100+ Full Practice Tests**

[Get Full Prep ▶](#)

## Question 8



1

2

3

4

5

# Figure Recognition

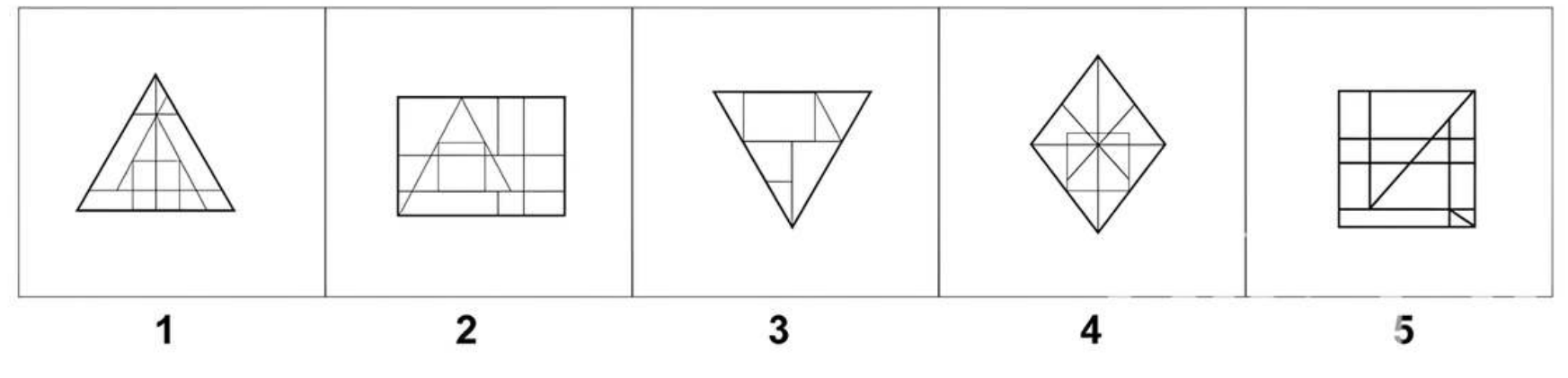
## How to solve these questions?

Figure Recognition questions present a shape alongside five answer choices containing complex designs.

You must choose the design which contains the target shape.

## Question 9

---



# Figure Recognition

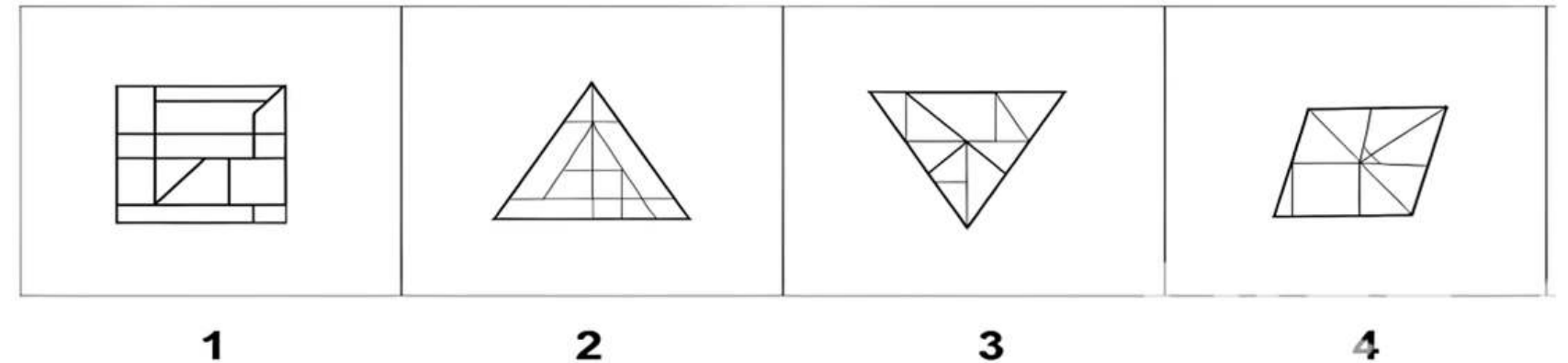
## How to solve these questions?

Figure Recognition questions present a shape alongside five answer choices containing complex designs.

You must choose the design which contains the target shape.

## Question 10

---



# Verbal Classification

## How to solve these questions?

These questions show us **three words** that are **connected**.

Your mission is to find the word from the answer choices that **share the same connection**.

**Need More Practice? Get Access to 100+ Full Practice Tests**

[Get Full Prep ▶](#)

## Question 11

---

### Begin | Initiate | Commence

#### Options:

- A. End
- B. Pause
- C. Conclude
- D. Start
- E. Halt

# Verbal Classification

## How to solve these questions?

These questions show us **three words** that are **connected**.

Your mission is to find the word from the answer choices that **share the same connection**.

## Question 12

---

**Pilot | Flight attendant | Air traffic controller**

### Options:

- A) engineer
- B) airport
- C) aviation
- D) airline mechanic
- E) passenger

# Verbal Analogies

## How to solve these questions?

The first pair of words have a **special relationship** in verbal analogy questions.

Your task is to **choose the word** that completes a second pair of words, similarly, maintaining that special relationship.

**Need More Practice? Get Access to 100+ Full Practice Tests**

[Get Full Prep ▶](#)

## Question 13

---

**Brick**      **Wall: Leather**

**Options:**

- A. Jacket
- B. House
- C. Car
- D. Roof
- E. Room

# Verbal Analogies

## How to solve these questions?

The first pair of words have a **special relationship** in verbal analogy questions.

Your task is to **choose the word** that completes a second pair of words, similarly, maintaining that special relationship.

## Question 14

---

**Seatbelt** : **injury** :: **sunscreen** :

**Options:**

- A) beach
- B) sunburn
- C) tanning
- D) garment
- E) safety



# Number Analogies

## How to solve these questions?

Your goal is to identify the relationship between the numbers in the first two pairs and use that relationship to **determine the missing number in the third pair**.

Your objective is to **select** the number that demonstrates the same relationship as the numbers in the first two pairs when placed in the third pair.

**Need More Practice? Get Access to 100+ Full Practice Tests**

[Get Full Prep ▶](#)

## Question 15

---

[80 19] [40 9] [36 ?]

**Options:**

A) 7

B) 8

C) 9

D) 10

E) 11

# Number Analogies

## How to solve these questions?

Your goal is to identify the relationship between the numbers in the first two pairs and use that relationship to **determine the missing number in the third pair**.

Your objective is to **select** the number that demonstrates the same relationship as the numbers in the first two pairs when placed in the third pair.

## Question 16

---

[4 11] [5 13] [6 ?]

### Options:

- A) 12
- B) 13
- C) 14
- D) 15
- E) 16

# Number Series

## How to solve these questions?

In Number Series questions, you will see a sequence of numbers that **follow a specific rule**.

You must select a number from the answer choices that can **replace the question mark** and continue the series using the same rule.

**Need More Practice? Get Access to 100+ Full Practice Tests**

[Get Full Prep ▶](#)

## Question 17

---

41 39 37 40 38 36 39 37 ?

**Options:**

A) 33

B) 34

C) 35

D) 37

E) 39

# Number Series

## How to solve these questions?

In Number Series questions, you will see a sequence of numbers that **follow a specific rule**.

You must select a number from the answer choices that can **replace the question mark** and continue the series using the same rule.

## Question 18

---

81 73 78 70 75 67 72 64 ?

### Options:


- A) 66
- B) 67
- C) 68
- D) 69
- E) 70

# *SOLUTION AND EXPLANATIONS*

## **Question 1**

**The correct answer is 5.**

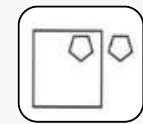
All pictures consist of two identical shapes, one bigger and one smaller. The smaller object is next to the big one in any direction and not touching or overlapping. The smaller shape is also flattened a bit and looks irregular.



## **Question 2**

**The correct answer is 3.**

In this question, the pattern is as follows -> Each picture contains a big figure with two smaller white figures. The small figures are always - one INSIDE and one OUTSIDE the big figure. The two small figures are always aligned on horizontal or vertical lines.



## **Question 3**

**The correct answer is 2.**

In this question, in the top row, from left to right, we have a black square that has been cut diagonally in half, and the cut half is flipped horizontally. It also turns into lines and not a solid black shape. Therefore, for the second row, the first figure is the black circle. Then it should be cut diagonally and flipped horizontally turning into just a circle line.



# SOLUTION AND EXPLANATIONS

## Question 4

The correct Answer is 4.

In this question, the pictures consist of varying shapes that have various levels of black fill and white circles in the middle. There are 3 different patterns, one for the shapes, one for the level of black fill and one for the white circle inside.

- Each line (left to right and up and down) has 3 shapes, SHIELD, HEART, CIRCLE.

- Left to right or up to down each shape is - fully filled, half-filled and quarter filled with black color.

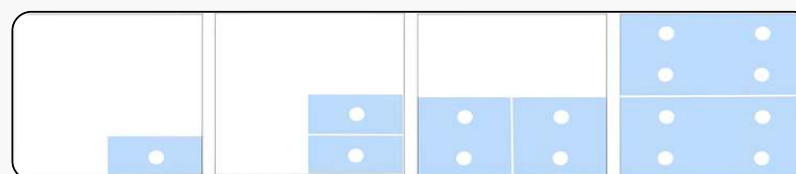
- Top to down - first row full heart has circle in (1 shape), second row full shield and half-filled shield have circle in (2 shapes), third row all 3 shapes have a circle in. Based on the shapes pattern, the missing picture should be a heart, thus eliminating answers 1, 2 and 5. Based on the color fill and circle inside, we need to have a quarter filled heart with white circle inside, so a fully filled heart under nr3 is out. The only remaining possible answer is 4.



## Question 5

The correct answer is 1.

- The paper has one hole punched and is folded 3 times.
- If we open the first crease which covers one hole it would result in the next picture having 2 holes.
- If we open the second crease which covers 2 holes it would result in the next picture having 4 holes.
- If we open the third crease which covers 4 holes it would result in the final picture having 8 holes.



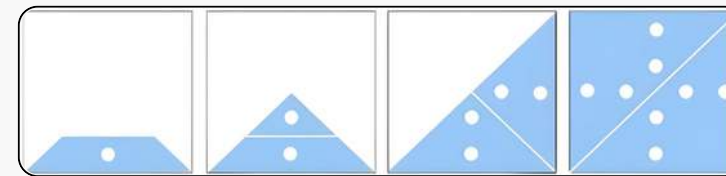
# SOLUTION AND EXPLANATIONS

## Question 6

The correct Answer is 5.

The paper has one hole punched and is folded 3 times.

- If we open the first crease which covers one hole it would result in the next picture having 2 holes.
- If we open the second crease which covers 2 holes it would result in the next picture having 4 holes.
- If we open the third crease which covers 4 holes it would result in the final picture having 8 holes.

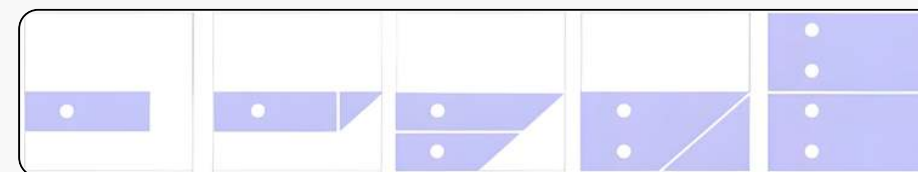


## Question 7

The correct Answer is 1.

If we open the first crease which covers one hole it would result in the next picture still having 1 hole since the folded part did not cover the hole.

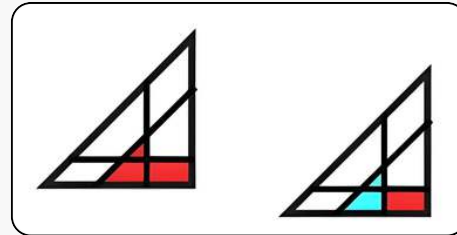
- If we open the second crease which it would result in the next picture having parallel holes up and down.
- If we open the third crease paper will still have 2 holes.
- If we open the final crease we end up with 4 parallel holes.



# SOLUTION AND EXPLANATIONS

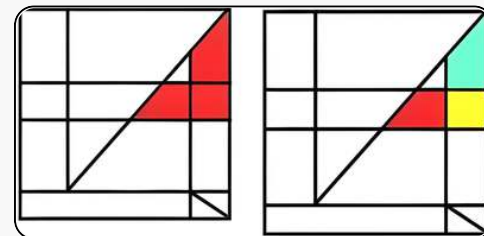
## Question 8

The correct Answer is 2.



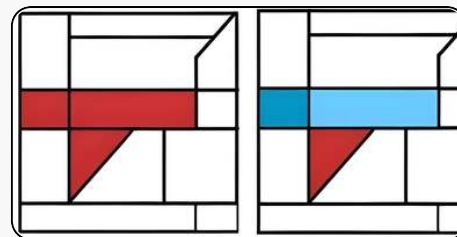
## Question 9

The correct Answer is 5.



## Question 10

The correct Answer is 1.





# *SOLUTION AND EXPLANATIONS*

## **Question 11**

**The correct Answer is D.**

The words "Begin," "Initiate," and "Commence" all mean "to start or begin something." They are synonyms and are often used interchangeably to describe the act of starting an action, process, or event.

## **Question 12**

**The correct Answer is D.**

All of the listed examples: pilot, flight attendant, air traffic controller, airline mechanic are professions within the aviation industry. "Engineer" is too broad and not necessarily tied to aviation. "Airport" is a place, not a job. "Aviation" describes the entire field, rather than a specific profession. "Passenger" is a person who travels by air, not a profession.

## **Question 13**

**The correct Answer is A.**

Leather is commonly used to make jackets. This option maintains the same relationship as the original pair, where a material (bricks) is used to create an item (wall), and leather is used to create a jacket.

# *SOLUTION AND EXPLANATIONS*

## **Question 14**

**The correct Answer is B.**

A seatbelt helps protect you from injury in the event of a car accident, just as sunscreen helps protect you from sunburn caused by the sun's harmful UV rays. The other choices either describe related but broader concepts or are not forms of harm from which sunscreen protects.

## **Question 15**

**The correct Answer is B.**

1. From the first pair, we see that  $80 \div 4 = 20$ , and  $20 - 1 = 19$ .
2. For the second pair,  $40 \div 4 = 10$ , and  $10 - 1 = 9$ .
3. Applying the same pattern to 36:  $36 \div 4 = 9$ , and  $9 - 1 = 8$ .

## **Question 16**

**The correct Answer is D.**

1. Observe the first pair: 4 and 11. A simple algebraic way to connect 4 to 11 is  $2 \times 4 + 3 = 11$ .
2. Check the second pair: 5 and 13. Using the same formula:  $2 \times 5 + 3 = 13$ .
3. Apply this to the third pair, Following the pattern:  $2 \times 6 + 3 = 12 + 3 = 15$ .

# SOLUTION AND EXPLANATIONS

## Question 17

The correct Answer is C.

Identify the pattern: Notice the series alternates in a cycle of three steps:

**Subtract 2 | Subtract 2 | Add 3**

Check each group of three moves:

41   39 (-2) | 39   37 (-2) | 37   40 (+3) | 40   38 (-2) | 38   36 (-2) | 36   39 (+3) | 39   37 (-2)

37   ? (-2 again in the cycle).

Determine the next term:  **$37-2=35$** .

## Question 18

The correct Answer is D.

Observe the alternating operations:

**Subtract 8, then Add 5 repeatedly.**

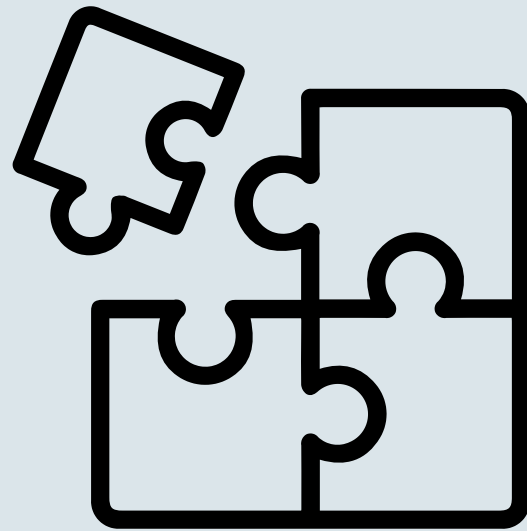
Check each pair of steps.

81   73: subtract 8 | 73   78: add 5 | 78   70: subtract 8 | 70   75: add 5 | 75   67: subtract 8 | 67   72: add 5 | 72   64: subtract 8.

Apply the next step (add 5):  $64+5=69$ .

# RECOMMENDED PRACTICE OPTIONS

---



## PRACTICE TESTS

Master key skills with interactive tests designed to prepare you for success

**START NOW ▶**



## VIDEO COURSE

Step-by-step video guides to help you ace every section with ease

**START NOW ▶**