



CAT4 Level D Sample Questions

This set of practice questions has been meticulously crafted to assist both you and your child in gaining a comprehensive understanding of the CAT4 Level D test.

Detailed explanations and answers for each question can be found conveniently at the bottom of this comprehensive PDF guide.

For those in need of a thorough CAT4 test preparation course, [we highly recommend this one](#).

You can read our article about everything you need to know about the [CAT4 Level D test](#).

Contents

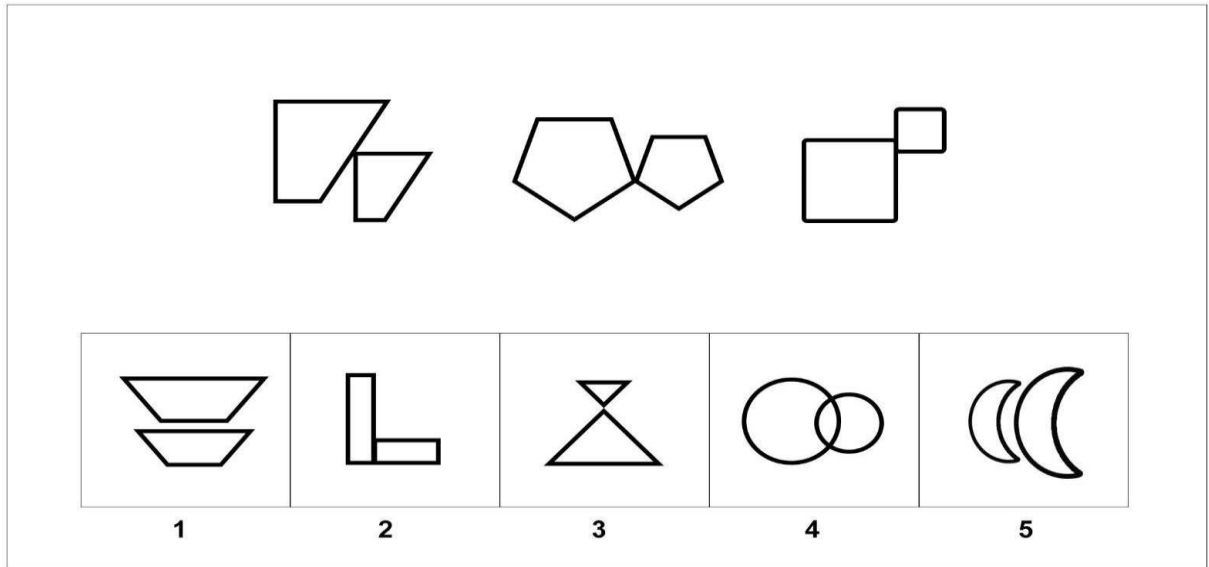
Figure Classification:.....	2
Figure Matrices:	3
Figure Analysis:	4
Figure Recognition:.....	6
Verbal Classification	8
Verbal Analogies Sample Questions	9
Number Analogies Sample Questions.....	10
Number Series Sample Questions	11
SOLUTION AND EXPLANATIONS	12
Get More Sample Questions	19

Figure Classification:

The Figure Classification questions show three pictures that share a connection or a characteristic.

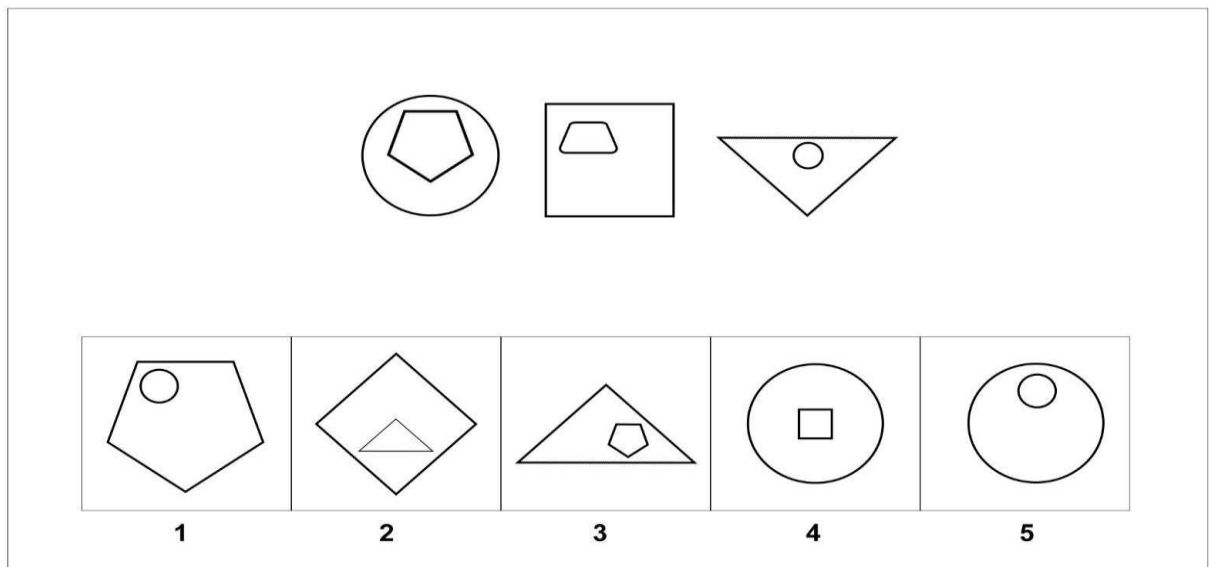
From the answer choices, choose the answer which shares the same connection/characteristic.

Sample Question 1



1 2 3 4 5

Sample Question 2

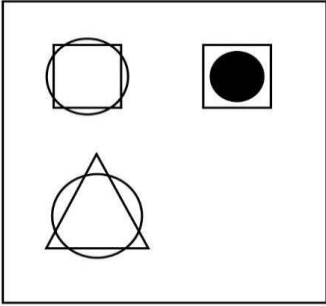


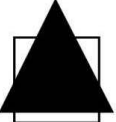




1 2 3 4 5

Figure Matrices:

Figure Matrix questions are either 2x2 or 3x3 matrices, comprised of different pictures. In each row and/or column the pictures change in the same way or follow the same rule. Choose an answer choice that goes in the empty box in the matrix that follows the same rule.

Sample Question 3

				
				
1	2	3	4	5

Sample Question 4

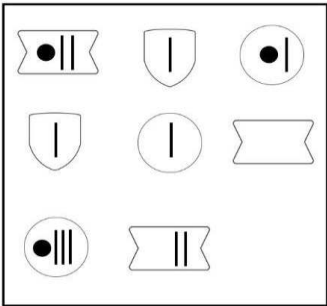





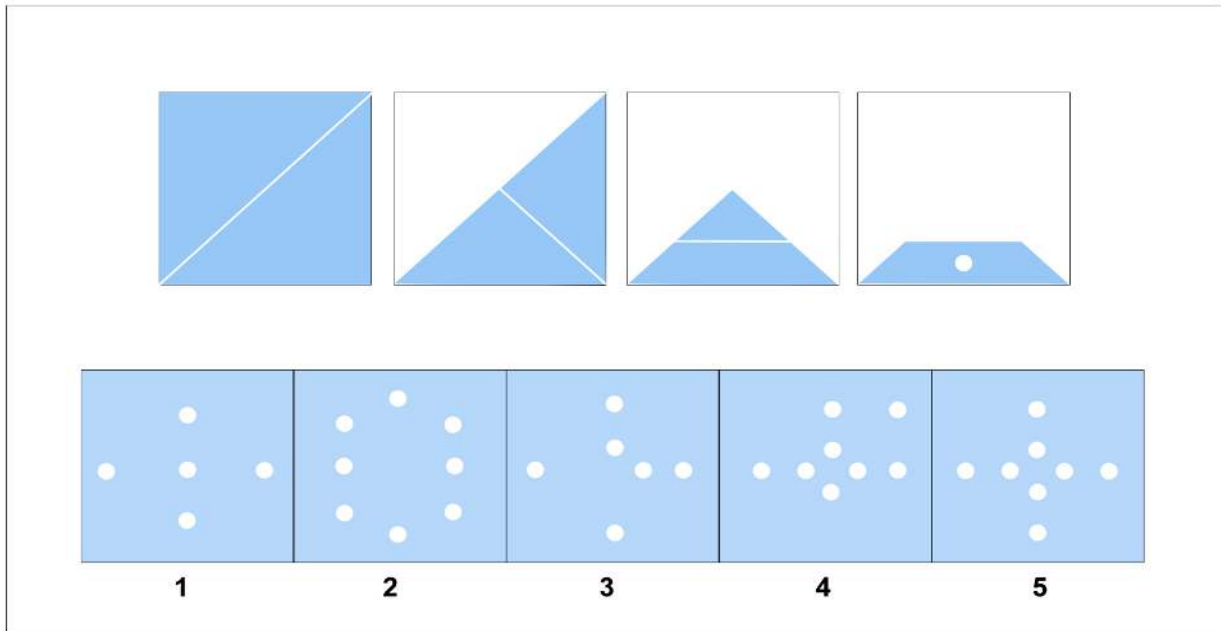
				
				
1	2	3	4	5

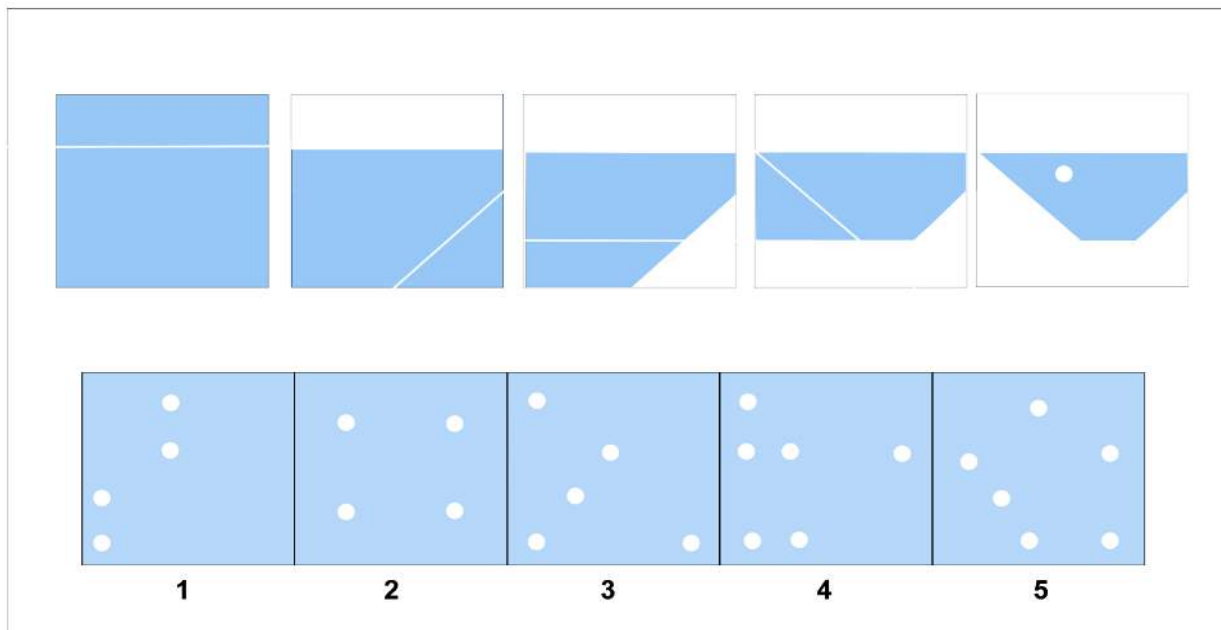
Figure Analysis:

Figure Analysis questions present a paper folded several times and then punched with holes. The answer choices contain unfolded papers with punched-in holes. You need to determine which of the answer choices is the final product of the unfolded punched-in paper.

Sample Question 5



Sample Question 6



Sample Question 7

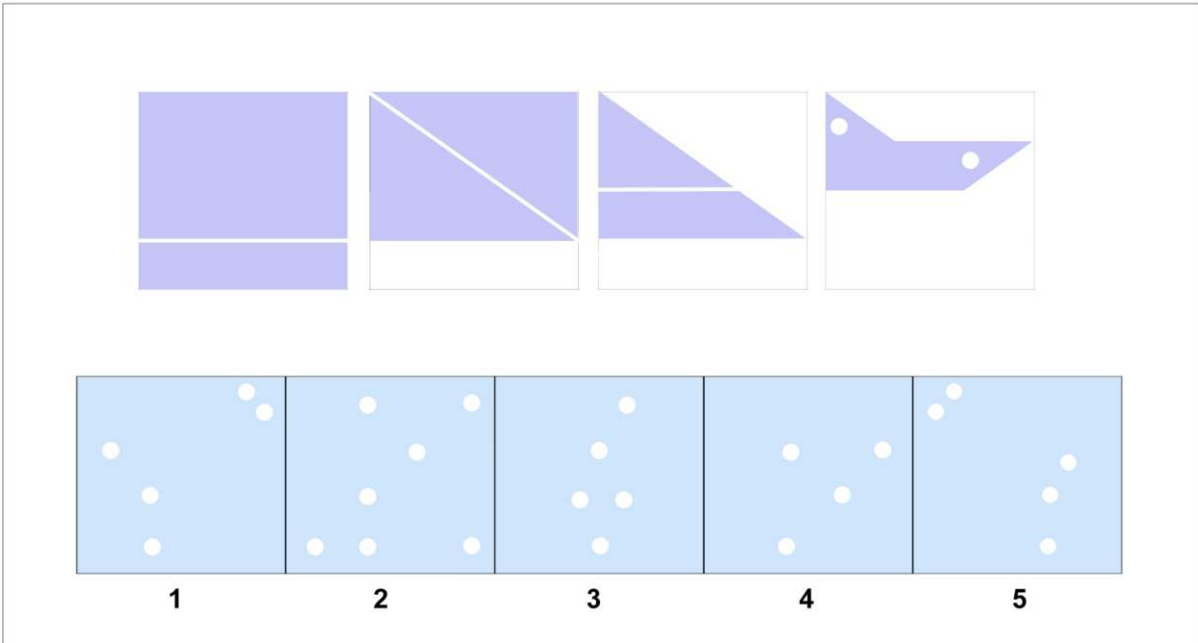
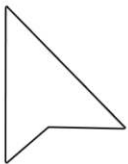







Figure Recognition:

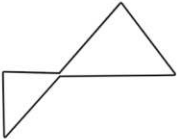
Figure Recognition questions present a shape alongside five answer choices containing complex designs. You must choose the design which contains the target shape in the exact same size and orientation.

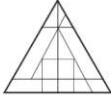
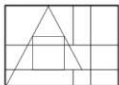
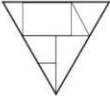


Sample Question 8



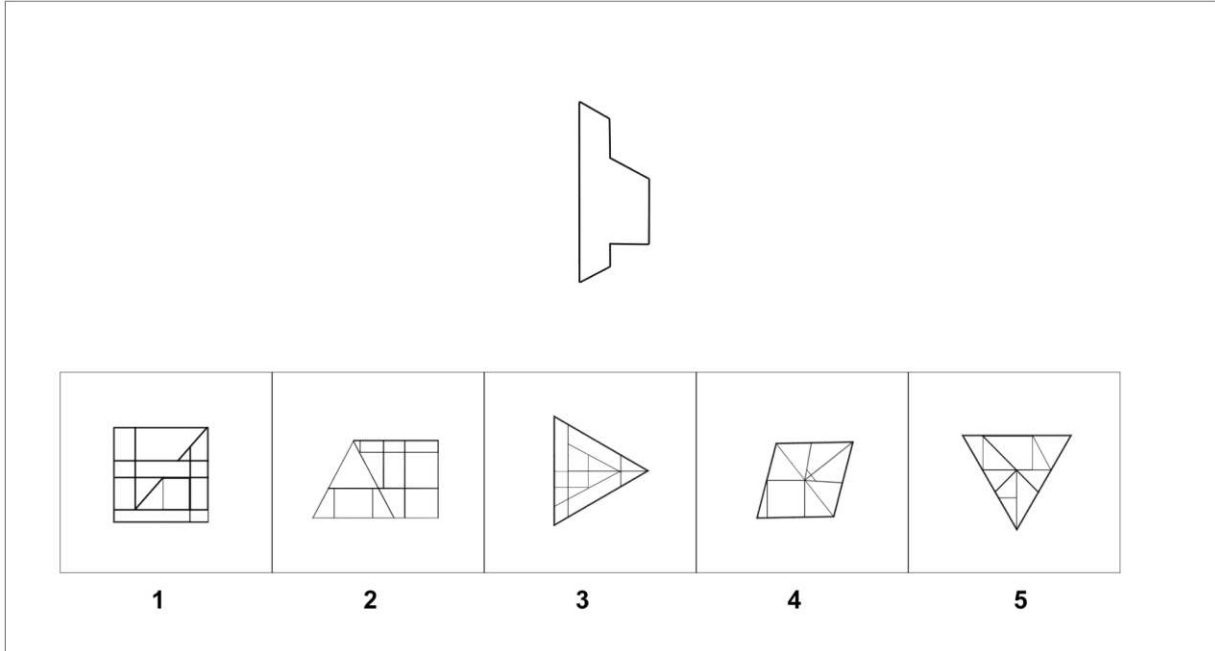
				
1	2	3	4	5

Sample Question 9



				
1	2	3	4	5

Sample Question 10



1 2 3 4 5



Verbal Classification

These questions show us three words that are connected. Your mission is to find the word from the answer choices that share the same connection.

Sample Question 11

Courageous | Brave | Valiant

Options:

- A) timid
- B) daring
- C) bold
- D) cowardly
- E) hesitant

Sample Question 12

Delighted | Joyful | Ecstatic

Options:

- A) unhappy
- B) miserable
- C) thrilled
- D) calm
- E) indifferent



CAT4
PREP

Verbal Analogies Sample Questions

The first pair of words have a special relationship in verbal analogy questions. Your task is to choose the word that completes a second pair of words, similarly, maintaining that special relationship.

Sample Question 13

whisper → shout : stroll →

Options:

- A) sprint
- B) walk
- C) stop
- D) run
- E) crawl

Sample Question 14

big → huge: small →

Options:

- A. tiny
- B. enormous
- C. colossal
- D. gigantic
- E. mammoth



CAT4
PREP

Number Analogies Sample Questions

Your goal is to identify the relationship between the numbers in the first two pairs and use that relationship to determine the missing number in the third pair.

Your objective is to select the number that demonstrates the same relationship as the numbers in the first two pairs when placed in the third pair.

Sample Question 15

[12 → 40] [8 → 28] [6 → ?]

Options:

- A) 16
- B) 18
- C) 20
- D) 22
- E) 24

Sample Question 16

[25 → 5] [49 → 7] [64 → ?]

Options:

- A. 6
- B. 8
- C. 10
- D. 12
- E. 14



Number Series Sample Questions

In Number Series questions, you will see a sequence of numbers that follow a specific rule.

You must select a number from the answer choices that can replace the question mark and continue the series using the same rule.

Let's dive into our first question!

How to Tackle Number Series Questions – Analyze the number series and identify the sequence's rule or pattern.

Once you have understood the rule, your task is to select the appropriate number from the answer choices that fit the pattern and can replace the question mark, thus continuing the series consistently.

Sample Question 17

Find the next number in the series: 3, 6, 9, 12, _____.

Options:

- a) 13
- b) 14
- c) 15
- d) 16

Sample Question 18

Find the next number in the series: 9 16 23 30 37 ?

Options:

- A. 45
- B. 42
- C. 44
- D. 47
- E. 46



CAT4
PREP

SOLUTION AND EXPLANATIONS

Sample Question 1

The correct answer is 2.

All pictures consist of two identical shapes, one bigger and one smaller. Two figures are touching and the smaller one is always on the right side. The only choice that follows that pattern is 2.

Answer 1 contains two identical figures but they are not touching and smaller is below the bigger one.

In answer 3, the figures do touch but the smaller one is on top of the bigger one.

In answer 4, the figures are overlapping, not just touching.

In answer 5, the figures don't touch each other.

Sample Question 2

The correct answer is 1.

In this question, the pattern is as follows:

- Each picture contains one small figure inside of a bigger figure.
- The internal figure is always in a different shape than the outer one.
- The internal figure is always in the upper half of the outer figure never in the center.

Answers 2,3 and 4 have different shapes inside and outside but they are not in the upper half (2 and 3 are in the lower half while 4 is in the center).

Answer 5 does have an internal shape in the upper half but it is the identical shape inside and outside.

We are left with the 1st choice as the only possible correct answer.

Sample Question 3

The correct answer is 4.

In this question, in the top row, from left to right, the first figure has a circle overlapping with the square, with the circle being white and bigger than the square. The second figure circle turns black and is now fitting inside the square.



Therefore, for the second row, the first figure is the white circle overlapping with the triangle being the bigger of the two. Then it should transform into black circle and fit inside the triangle.

Hence, the 4th choice is the correct answer.

Sample Question 4

The correct Answer is 3.

In this question, the pictures consist of varying shapes that have different combinations of lines and circles in them. There are two different patterns, one for the shapes and one for the lines and circles inside.

The pattern for the shapes is that they move along one space, to the left as you look down the rows, or upwards if you look across the columns. Notice that each row and each column include exactly one of each shape: one irregular hexagon, one shield, and one circle.

The pattern for the lines and circles is as follows: across the rows from left to right, or up the columns from bottom to top, in the third picture (the right or the bottom), the number of triangles is.

the result of subtracting lines and circles (1st pic - 2nd pic = 3rd pic). That means that for the missing picture, we have circle-line-line-line minus line-line which equals circle-line.
answer.

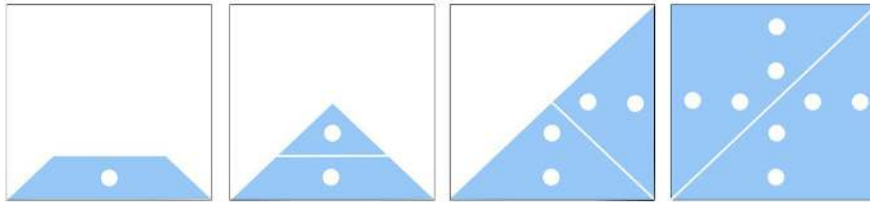
Based on the shapes pattern, the missing picture should be a shield, thus eliminating answers 2, 4 and 5.

Based on the circle/lines pattern, we need to have 1 circle and 1 line, thus eliminating 1.

The only remaining possible answer is 3.

Sample Question 5

The correct answer is 5.



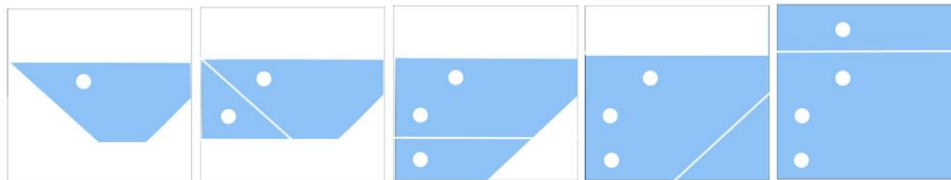
- The paper has one hole punched and is folded 3 times.
- If we open the first crease which covers one hole it would result in the next picture having 2 holes.
- If we open the second crease which covers 2 holes it would result in the next picture having 4 holes.
- If we open the third crease which covers 4 holes it would result in the final picture having 8 holes.

Answers 1 and 3 are incorrect because they do not have 8 holes.

Answers 2 and 4 are incorrect because the hole placement is wrong.

Sample Question 6

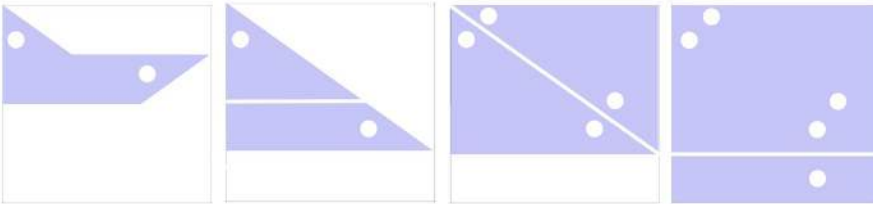
The correct answer is 1.



- The paper has one hole punched and is folded 4 times.
- If we open the first crease which covers one hole it would result in the next picture having 2 holes.
- If we open the second crease which covers 2 holes it would result in the next picture having 3 holes.
- If we open the third crease which covers 3 holes, the next picture still has 3 holes because the folded area was not affected.
- If we open the fourth crease which covers 3 it would result in the final picture having 4 holes.

Sample Question 7

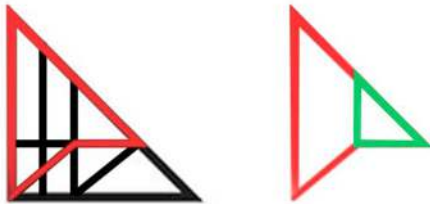
The correct answer is 5.



- The paper has two holes punched and is folded 4 times.
- If we open the first crease which covers one hole it would result in the next picture having 2 holes.
- If we open the second crease which covers 2 holes it would result in the next picture having 4 holes.
- If we open the third crease which covers 4 holes, the next picture has 5 holes in total.

Sample Question 8

The correct answer is 2.

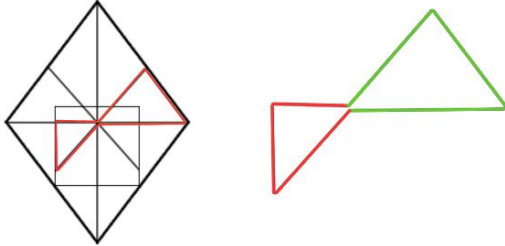


The shape presented includes a trapezoid flipped on its side joined with a small triangle on its side.

- Answer choice 1 does not have any trapezoid shape on its side and so this answer is incorrect.
- Answer choice 3 has a trapezoid joined with a triangle however triangle is joined on the non-parallel
- Answer choice 4 has only 1 triangle but it is not the same shape as the triangle in the given shape.
- Answer choice 5 does not have any trapezoid on its side, therefore, it cannot contain the given shape.

Sample Question 9

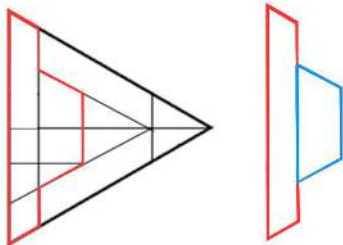
The correct answer is 4.



- The shape is two different size triangles touching on their angles only. Bigger triangle is in the upright position while the smaller one is tilted left (counterclockwise).
- Answers 1 and 2 have many triangles touching and few that are touching by the angle but none are the correct shape or in the correct position.
- Answer choice 3 has two triangles touching in the same way and by the correct angle however the shape of the smaller triangle is not matching.
- Answer choice 5 has no triangles touching by the angle.

Sample Question 10

The correct answer is 3.



The given shape is the merge of two trapezoids turned on the right side and touching on their parallel lines (shorter parallel line of the bigger trapezoid is touching the longer parallel line of the smaller trapezoid).

- Answers 1, 4 and 5 do not have the right type of trapezoid (isosceles trapezoid),
- Answer choice 2 does have the right type of trapezoid but it is touching a triangle not another trapezoid.



Sample Question 11

The correct answer is C.

The correct answer is **C - 'bold'**.

All the words in the question describe a person with courage or fearlessness. The word "bold" fits this category as it also signifies confidence and bravery.

- **'Timid'** and **'cowardly'** are incorrect because they mean lacking courage or bravery.
- **'Daring'** is incorrect because it implies taking risks rather than general courage.
- **'Hesitant'** is incorrect because it implies uncertainty, which contrasts with courage.

Sample Question 12

The correct answer is C.

The correct answer is **C - 'thrilled'**.

All the words in the question describe states of happiness or extreme pleasure. The word "thrilled" aligns with this theme, as it also denotes great excitement or joy.

- **'Unhappy'** and **'miserable'** are incorrect because they describe sadness, which is the opposite of joy.
- **'Calm'** is incorrect because it describes a state of peace, not necessarily happiness.
- **'Indifferent'** is incorrect because it means lack of interest or concern, which is unrelated to joy or excitement.

Sample Question 13

The correct answer is A.

The correct answer is A - sprint.

A whisper is a quiet, subdued version of a shout, just as a stroll is a slow, relaxed version of a sprint. Both pairs represent a progression from a mild action to an intense one.

'Walk' and 'run' are incorrect because they don't specifically reflect the stark contrast in intensity found in the first analogy.

'Stop' and 'crawl' are unrelated to the intensity progression.

Sample Question 14

The correct answer is A.



Big is a term describing a large size, and huge is a term describing an even larger size. The same goes for small: small is a term describing a moderate size. Moreover, tiny is a term describing an extremely small size, similar to how big is an extreme size.

Enormous, colossal, gigantic, and mammoth are incorrect as they do not represent an extremely small size like tiny.

Sample Question 15

The correct answer is A.

The correct answer is **D - 22**.

To find the connection between the numbers in the pairs, let's analyze the relationships:

- For the first pair:
 $12 \times 3 + 4 = 40$ $12 \times 3 + 4 = 40$
- For the second pair:
 $8 \times 3 + 4 = 28$ $8 \times 3 + 4 = 28$

The rule for the pairs is:

$$X \times 3 + 4 = Y \quad \times 3 + 4 = Y$$

where XXX is the number on the left side and YYY is the number on the right side.

Using this rule for the third pair:

$$6 \times 3 + 4 = 22 \quad \times 3 + 4 = 22$$

Therefore, the correct answer is **22**.

Sample Question 16

The correct answer is B.

Look at the numbers in the first pair and try to find the rule they follow.

How do we get from 25 to 5?

We see that if we take the square root of the first number, we get the second number:

$$\sqrt{25} = 5.$$

Does this rule work for the second pair, as well?

When we take the square root of 49, we get 7:

$$\sqrt{49} = 7.$$



The rule “take the square root of the first number to get the second” works in both pairs, so in the next pair we should also take the square root:
 $\sqrt{64} = 8$.

Therefore, 8 is the correct answer.

Sample Question 17

The correct answer is D.

We have a series of numbers: 3, 6, 9, 12, and there’s a missing number that we’re searching for. Take a good look at the numbers. Do you notice any pattern? It’s pretty cool! Each number in the series is 3 more than the previous one. So, to find the missing number, we need to add 3 to the last number in the series, which is 12. When we do that, we get 15! So, the next number in the series is 15. Awesome job if you chose d) 16!

Sample Question 18

The correct answer is C.

To find the next number, let's analyze the differences between consecutive terms:

- $16 - 9 = 7$
- $23 - 16 = 7$
- $30 - 23 = 7$
- $37 - 30 = 7$

The difference between each consecutive term is **7**, which indicates this is a **sequence** where each term increases by a fixed value of 7.

Next Step:

Add 7 to the last term $37 + 7 = 44$

Correct Answer: C. 44

Get More Sample Questions

I hope you've found the free sample questions provided here valuable. If you're searching for a more powerful resource to help you conquer the CAT4 challenge and reach a new academic height. In that case, this British-flavored, child-friendly website is here to lead you through the maze of questions, making the learning experience enjoyable and engaging!

[Click here to get more sample questions](#)

