



## CAT4 Level B Sample Questions

This set of practice questions has been meticulously crafted to help both you and your child in gaining a comprehensive understanding of the CAT4 Level B test.

Detailed explanations and answers for each question can be found conveniently at the bottom of this PDF guide.

For those in need of a thorough CAT4 test preparation course, [I highly recommend this one.](#)

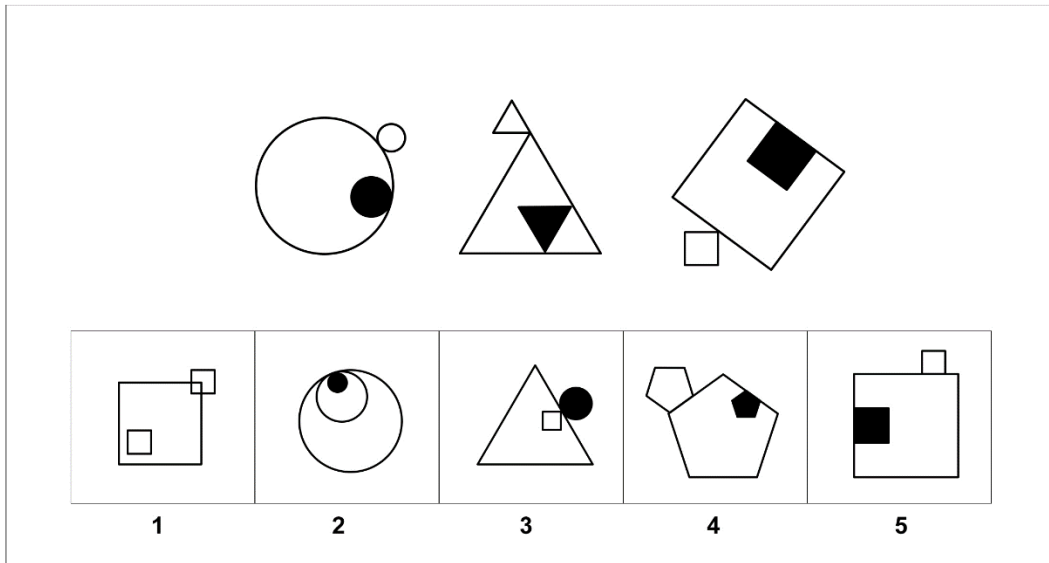
You can read my article about everything you need to know about the [CAT4 Test.](#)

If you find any error in the document, please [report it here](#). I do my best to provide free and quality content; your feedback helps me keep this content relevant and accurate for everyone.

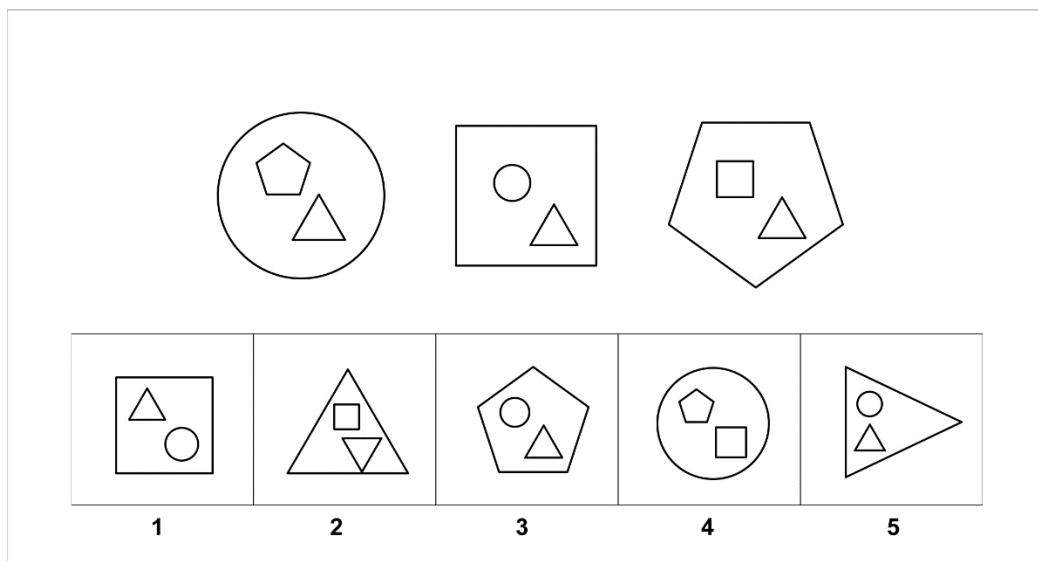
**Figure Classification:**

The Figure Classification questions show three pictures that share a connection or a characteristic. From the answer choices, choose the answer which shares the same connection/characteristic.

**Sample Question 1**



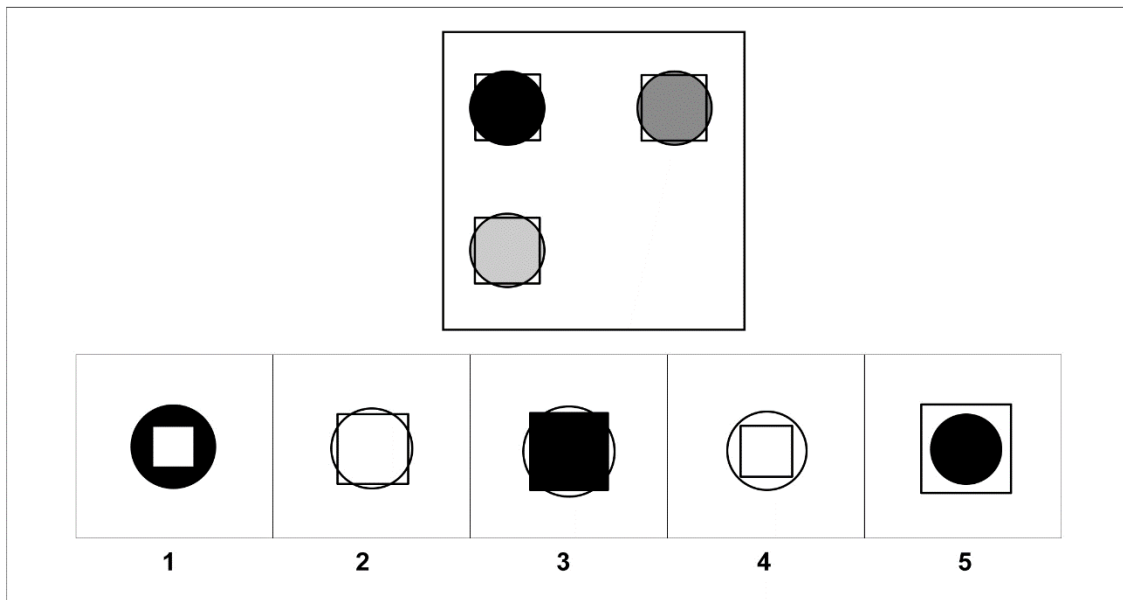
**Sample Question 2**



### Figure Matrices:

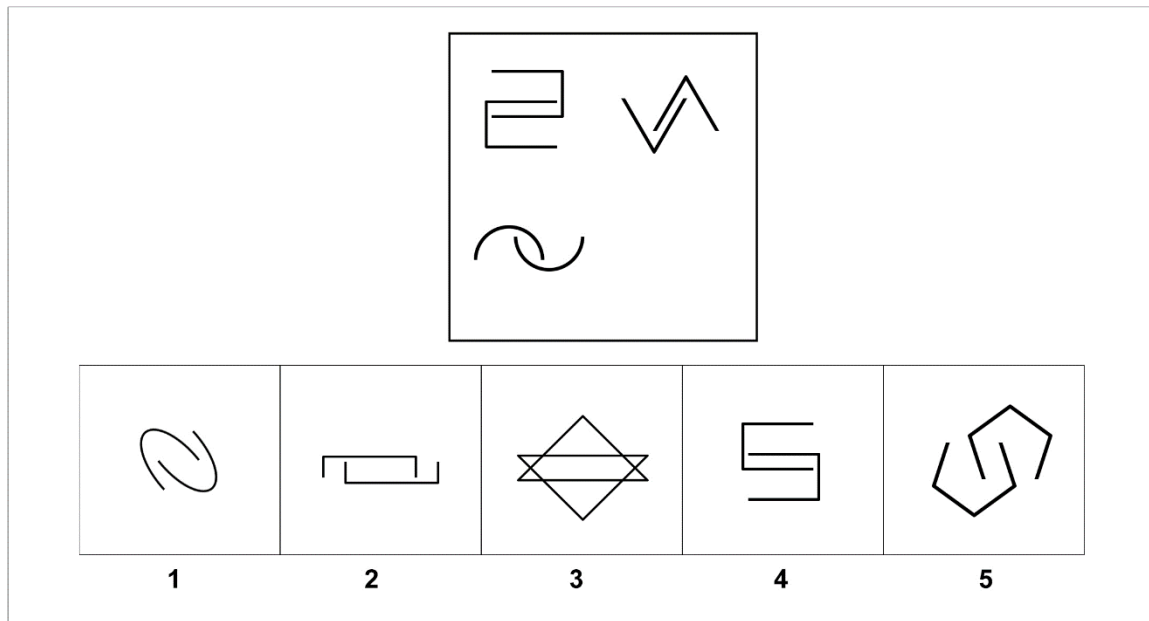
Figure Matrix questions are either 2x2 or 3x3 matrices, comprised of different pictures. In each row and/or column the pictures change in the same way or follow the same rule. Choose an answer choice that goes in the empty box in the matrix that follows the same rule.

### Sample Question 3



The figure matrix puzzle consists of a 2x2 grid of shapes and five answer choices. The 2x2 grid has a black circle in the top-left, a grey circle in the top-right, and a grey circle in the bottom-left. The bottom-right cell is empty. The answer choices are: 1. A black circle with a white square inside. 2. A white circle with a black square inside. 3. A black square with a white circle inside. 4. A white square with a black circle inside. 5. A black square with a white circle inside.

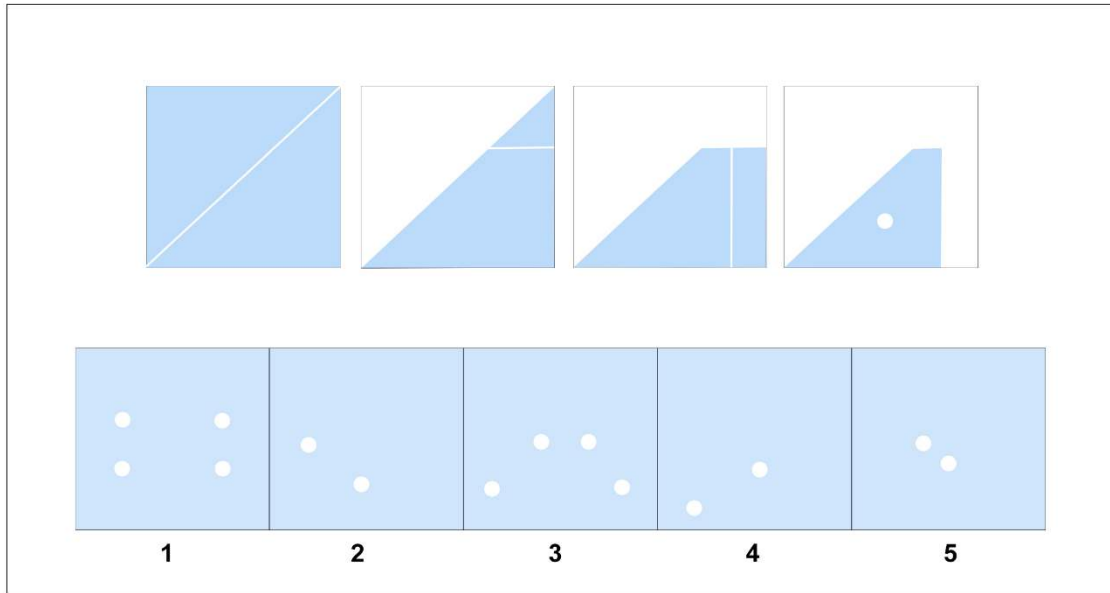
### Sample Question 4



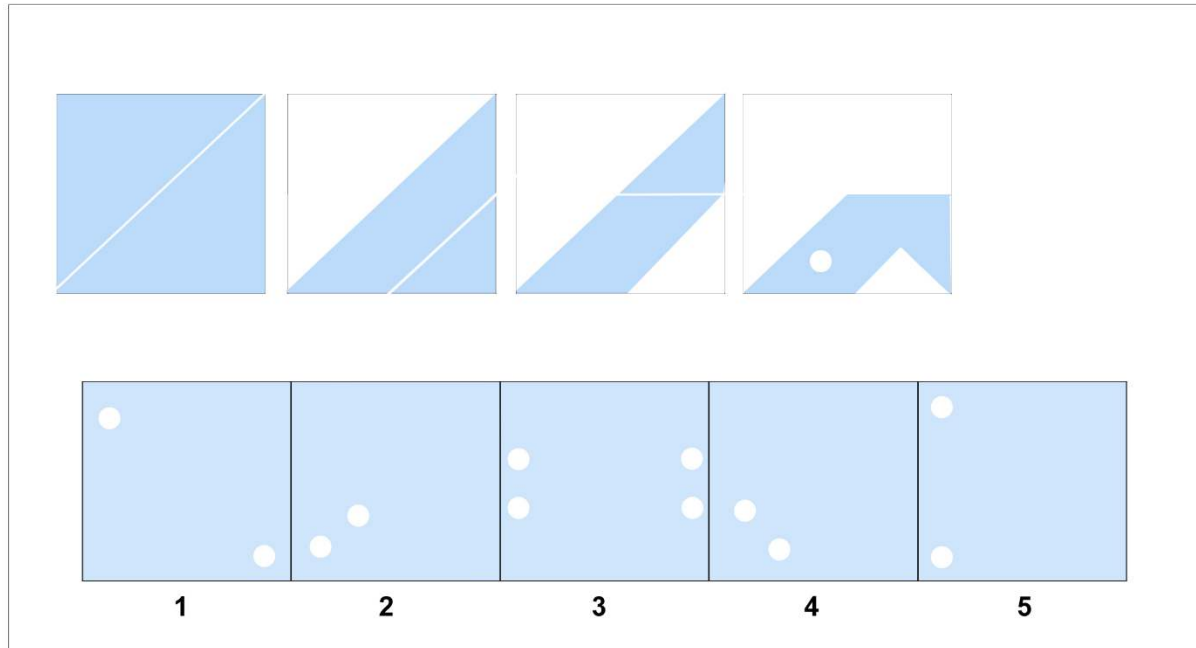
### Figure Analysis:

Figure Analysis questions present a paper folded several times and then punched with holes. The answer choices contain unfolded papers with punched-in holes. You need to determine which of the answer choices is the final product of the unfolded punched-in paper.

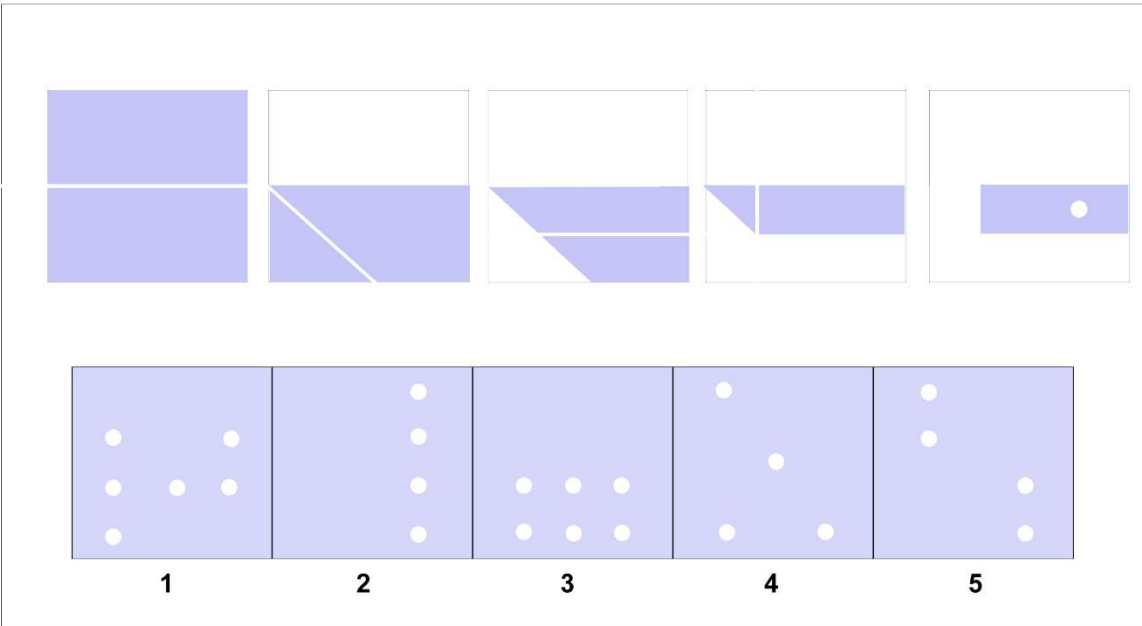
### Sample Question 5



### Sample Question 6




### Sample Question 7

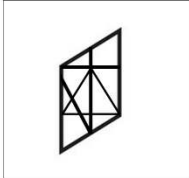
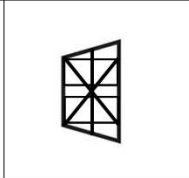

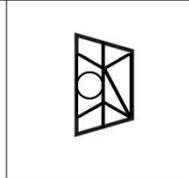
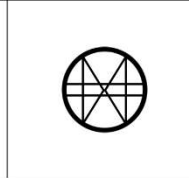


### Figure Recognition:


Figure Recognition questions present a shape alongside five answer choices containing complex designs. You must choose the design which contains the target shape in the exact same size and orientation.

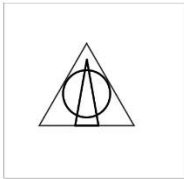
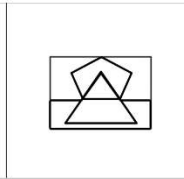
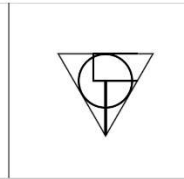
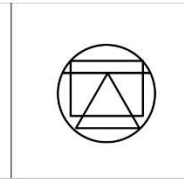
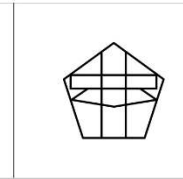
#### Sample Question 8



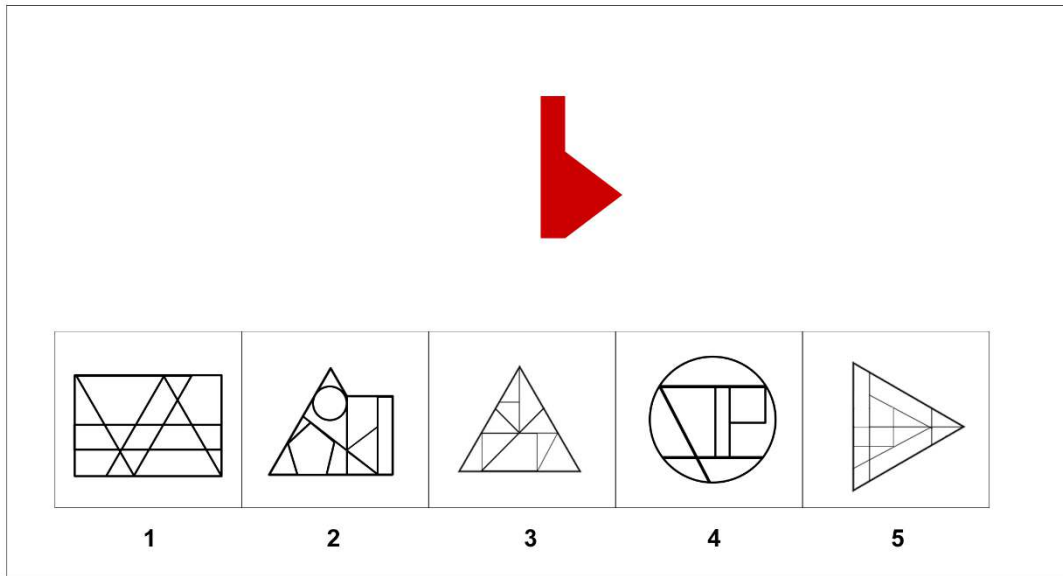
				
1	2	3	4	5

#### Sample Question 9



				
1	2	3	4	5

## Sample Question 10



## Verbal Classification Sample Questions

These questions show us three words that are connected. Your mission is to find the word from the answer choices that share the same connection.

### Sample Question 11

**Dog | Cat | Rabbit**

#### Options:

- A. Animal
- B. Bird
- C. Pet
- D. Fish
- E. Tree

### Sample Question 12

**Apple | Banana | Pear**

#### Options:

- A. Strawberry
- B. Carrot
- C. Bread
- D. Chicken
- E. Water





## Verbal Analogies Sample Questions

The first pair of words have a special relationship in verbal analogy questions. Your task is to choose the word that completes a second pair of words, similarly, maintaining that special relationship.

### Sample Question 13

hot → warm: cold →

#### Options:

- A. freezing
- B. cool
- C. icy
- D. tepid
- E. scorching

### Sample Question 14

big → huge: small →

#### Options:

- A. tiny
- B. enormous
- C. colossal
- D. gigantic
- E. mammoth

## Number Analogies Sample Questions

Your goal is to identify the relationship between the numbers in the first two pairs and use that relationship to determine the missing number in the third pair.

Your objective is to select the number that demonstrates the same relationship as the numbers in the first two pairs when placed in the third pair.

### Sample Question 15

[8 → 16] [12 → 24] [6 → ?]

#### Options:

- A. 12
- B. 6
- C. 8
- D. 24
- E. 48



### Sample Question 16

[25 → 5] [49 → 7] [64 → ?]

#### Options:

- A. 6
- B. 8
- C. 10
- D. 12
- E. 14

## Number Series Sample Questions

In Number Series questions, you will see a sequence of numbers that follow a specific rule.

You must select a number from the answer choices that can replace the question mark and continue the series using the same rule.

Let's dive into our first question!

**How to Tackle Number Series Questions** – Analyze the number series and identify the sequence's rule or pattern.

Once you have understood the rule, your task is to select the appropriate number from the answer choices that fit the pattern and can replace the question mark, thus continuing the series consistently. Let's warm up with an easy sample.

### Sample Question 17

Find the next number in the series: 3, 6, 9, 12, \_\_\_\_\_.

#### Options:

- a) 13
- b) 14
- c) 15
- d) 16



### Sample Question 18

Let's level up!

Find the next number in the series: 7, 10, 8, 11, 9, 12

#### Options:

- A. 7
- B. 10
- C. 13
- D. 12
- E. 9

### Sample Question 19

Find the next number in the series: 36, 34, 30, 28, 24

#### Options:

- A. 20
- B. 22
- C. 25
- D. 23
- E. 28

## Scroll down for the solutions

### SOLUTION AND EXPLANATIONS

#### Sample Question 1

**The correct answer is 5.**

All pictures consist of 3 identical shapes, The biggest, medium and the smallest. Inside the biggest shape is the medium one colored black, while the smallest shape is outside the biggest, not in color. Both smaller shapes touch the biggest one. The only choice that follows that pattern is 5.

Answer 1 contains two identical sized smaller shapes and both are not colored. In answer 2, both smaller shapes are inside the biggest one.

In answer 3, 3 shapes are not the same, we have a triangle, a circle and a square.

In answer 4, smaller shapes are placed wrongly with medium being outside and smaller inside.



## Sample Question 2

### The correct answer is 3.

In this question, the pattern is as follows:

- Each picture contains one big shape with two smaller, same size shapes inside.
- All shapes have small upright triangles in the lower right part of the big shape.
- Two small shapes are always different from each other and different from the biggest shape.

Answers 1, 2 and 4 do not have small triangle upright, in the lower right part.

Answer 5 does have an upright small triangle but the biggest shape is also a triangle, so this breaks the rules of all shapes being different.

We are left with choice 3 as the only possible correct answer.

## Sample Question 3

### The correct answer is 2.

In this question, we have pattern of 4 circles which are colored, with a clear square placed directly over it. The square edges are going over the surface of the circle. If we look at the colors of the circles, from left to right, we can see the color becoming lighter - Black, dark gray, light gray.

Therefore, the last circle needs to be completely white with the square over it.

Choices 1,3 and 5 are not white circles, while choice 4 is circle inside the square.

Hence, the 2nd choice is the correct answer.

## Sample Question 4

### The correct Answer is 5.

In this question, the pictures consist of two shapes that are placed opposite each other, each entering the space of the other. They are not closed shapes, so they are not touching. Shapes in the left vertical column are placed on their side, horizontally while the shapes on the right should be placed vertically.

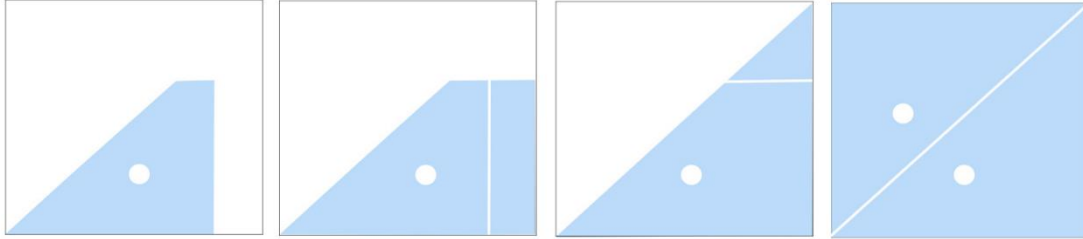
All shapes are different from each other.

Choice 1 is tilted horizontally so that can't be the answer. Choice 2 is the square shape which can't be the answer since there is already a square in the panel. Choice 3 are two shapes touching. Choice 4 is just the same as the first given shape only mirrored.

The only remaining possible answer is 5.

### Sample Question 5

The correct Answer is 2.




- The paper has one hole punched and is folded 3 times.
- If we open the first crease which covers one hole it would result in the next picture still having 1 hole.
- If we open the second crease the paper will still have 1 hole because folded parts do not cover the hole
- If we open the third crease which covers, we will end up with only 2 symmetrical holes.

Answers 1 and 3 are incorrect because they have more than 2 holes. Answers 4 and 5 are incorrect because the hole placement is wrong.

### Sample Question 6

The correct Answer is 4.



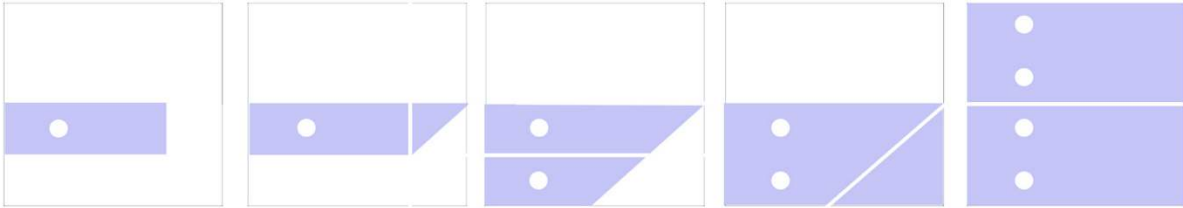
- The paper has one hole punched and is folded 3 times.
- If we open the first crease which covers one hole it would result in the next picture still having 1 hole.
- If we open the second crease the paper will still have 1 hole because folded parts do not cover the hole
- If we open the third crease which covers, we will end up with only 2 symmetrical holes.

Answer 3 is incorrect because it has more than 2 holes.

Answers 1,2 and 5 are incorrect because the hole placement is wrong.

### Sample Question 7

The correct Answer is 2.

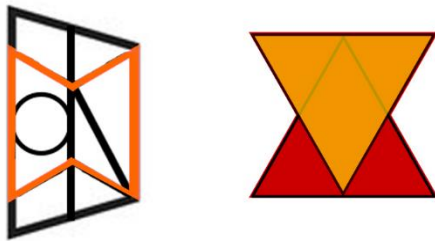


- If we open the first crease which covers one hole it would result in the next picture still having 1 hole since the folded part did not cover the hole.
- If we open the second crease, it will result in the next picture having parallel holes up and down.
- If we open the third crease paper will still have 2 holes.
- If we open the final crease, we end up with 4 parallel holes.

Answers 1 and 3 are incorrect because they do not have 4 holes. Answers 4 and 5 are incorrect because the hole placement is wrong.

### Sample Question 8

The correct Answer is 4.



The shape presented includes two triangles overlapping symmetrically, with one being upside down.

- Answer choice 1 has only 1 triangle shape inside.
- Answer choice 2 has 2 triangles but they are just touching not overlapping.
- Answer choice 3 has only 1 triangle shape inside.
- Answer choice 5 has 2 triangles but they are just touching not overlapping and are wrong dimensions.

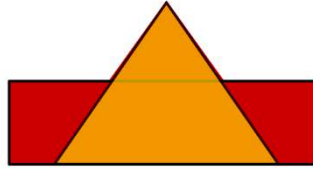
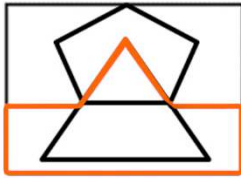
### Sample Question 9

The correct Answer is 2.

All rights reserved to <https://cat4-prep.com>

Get more [CAT4 Sample Questions Here](#)

[Report a mistake](#)

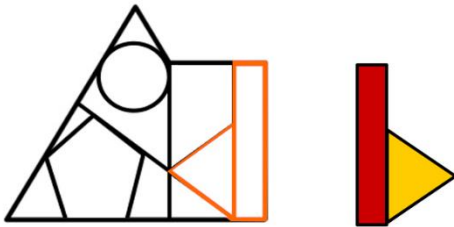


The shape is an upright triangle over a rectangle.

- Answer 1 has 1 triangle but the wrong size and no rectangles overlapping it.
- Answer 3 and 5 have no upright triangles with the correct shape in them.
- Answer 4 has 1 triangle but no rectangles overlapping it.

### Sample Question 10

The correct Answer is 2.



The given shape is a sideways triangle touching rectangle turned on its side.

- Answer 1 has similar figure but the triangles are not lined up with the edge of the rectangle.
- Answer 3 and 4 do not have triangles touching rectangles in the same manner.
- Answer 5 does have a similar shape however the rectangle part is not the same dimensions.

### Sample Question 11

The correct answer is C.

Dogs, Cats, and Rabbits are all common pets that people can have. Similarly, the word Pet also shares the same connection as it refers to animals that are kept and cared for by humans. A) Animal is incorrect as it is the general category to which dog, cat, and rabbit belong, but it doesn't directly share the same connection with them.



### Sample Question 12

The correct answer is A.

Apples, bananas, and pears are fruits. Strawberry fits this category as it is also a fruit.

### Sample Question 13

The correct answer is A.

Hot is a term describing a hot temperature, and warm is a term describing a moderate temperature. The same goes for cold: cold describes a low temperature. Moreover, freezing is a term describing an extremely low temperature, similar to how hot is an extreme temperature.

Cool, icy, tepid, and scorching are incorrect as they do not represent an extremely low temperature like freezing.

### Sample Question 14

The correct answer is A.

Big is a term describing a large size, and huge is a term describing an even larger size. The same goes for small: small is a term describing a moderate size. Moreover, tiny is a term describing an extremely small size, similar to how big is an extreme size.

Enormous, colossal, gigantic, and mammoth are incorrect as they do not represent an extremely small size like tiny.

### Sample Question 15

The correct answer is A.

Look at the numbers in the first pair and try to find the rule they follow.

How do we get from 8 to 16?

We see that if we multiply the first number by 2, we get the second number:

$$8 \times 2 = 16.$$

Does this rule work for the second pair, as well?

When we multiply 12 by 2, we get 24:

$$12 \times 2 = 24.$$

The rule “multiply the first number by 2 to get the second” works in both pairs, so in the next pair we should also multiply by 2:

$$6 \times 2 = 12.$$





### Sample Question 16

The correct answer is B.

Look at the numbers in the first pair and try to find the rule they follow.

How do we get from 64 to 8?

We see that if we take the square root of the first number, we get the second number:

$$\sqrt{64} = 8.$$

Does this rule work for the second pair, as well?

When we take the square root of 49, we get 7:

$$\sqrt{49} = 7.$$

The rule “take the square root of the first number to get the second” works in both pairs, so in the next pair we should also take the square root:

$$\sqrt{64} = 8.$$

Therefore, 8 is the correct answer.

### Sample Question 17

The correct answer is D.

We have a series of numbers: 3, 6, 9, 12, and there’s a missing number that we’re searching for. Take a good look at the numbers. Do you notice any pattern? It’s pretty cool! Each number in the series is 3 more than the previous one. So, to find the missing number, we need to add 3 to the last number in the series, which is 12. When we do that, we get 15! So, the next number in the series is 15.

### Sample Question 18

The correct answer is B.

This series follows a straightforward pattern of alternating addition and subtraction. In the initial step, we add 3, and in the subsequent step, we subtract 2.



### Sample Question 19

The correct answer is B.

This is a series of numbers where we alternate between subtracting 2 and subtracting 4. It starts with subtracting 2, then 4, then 2, and continues in this pattern.

### Conclusion

I hope you've found the free sample questions provided here valuable. Suppose you're searching for a more powerful resource to help you conquer the CAT4 challenge and reach a new academic height. In that case, this British-flavored, child-friendly website is here to lead you through the maze of questions, making the learning experience enjoyable and engaging!

[Click here to explore this outstanding resource](#)