



## CAT4 Level F Sample Questions

This set of practice questions has been meticulously crafted to assist both you and your child in gaining a comprehensive understanding of the CAT4 Level F test.

Detailed explanations and answers for each question can be found conveniently at the bottom of this PDF guide.

For those in need of a thorough CAT4 Level F preparation, [we highly recommend this one](#).

You can read my article about everything you need to know about the [CAT4 Level F](#).







If you find any error in the document, please [report it here](#). I do my best to provide free and quality content; your feedback helps me keep this content relevant and accurate for everyone.

**Figure Classification:**

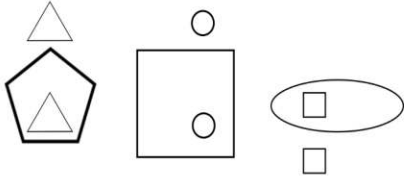
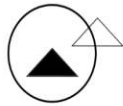
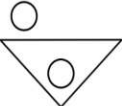
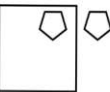
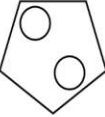

The Figure Classification questions show three pictures that share a connection or a characteristic.

From the answer choices, choose the answer which shares the same connection/characteristic.

**Sample Question 1**

				
				
1	2	3	4	5

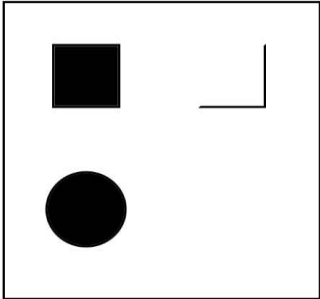





**Sample Question 2**

				
				
1	2	3	4	5

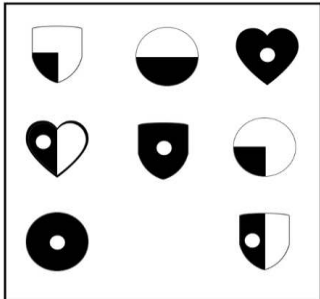





### Figure Matrices:

Figure Matrix questions are either 2x2 or 3x3 matrices, composed of different pictures. In each row and/or column the pictures change in the same way or follow the same rule. Choose an answer choice that goes in the empty box in the matrix that follows the same rule.

#### Sample Question 3

				
				
1	2	3	4	5

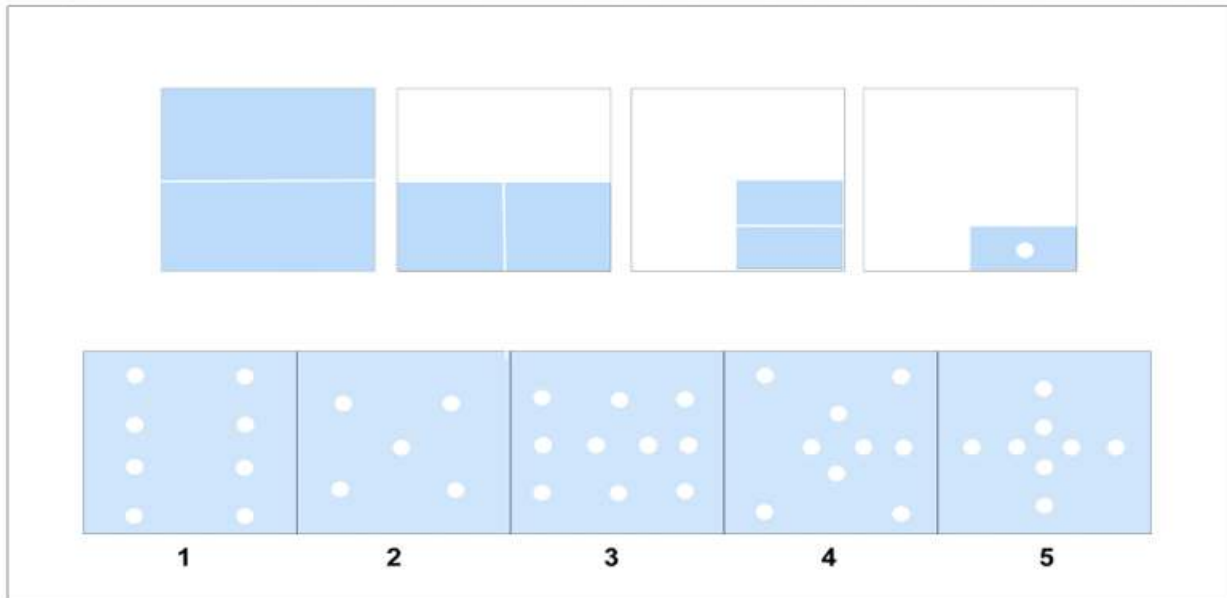
#### Sample Question 4

				
				
1	2	3	4	5

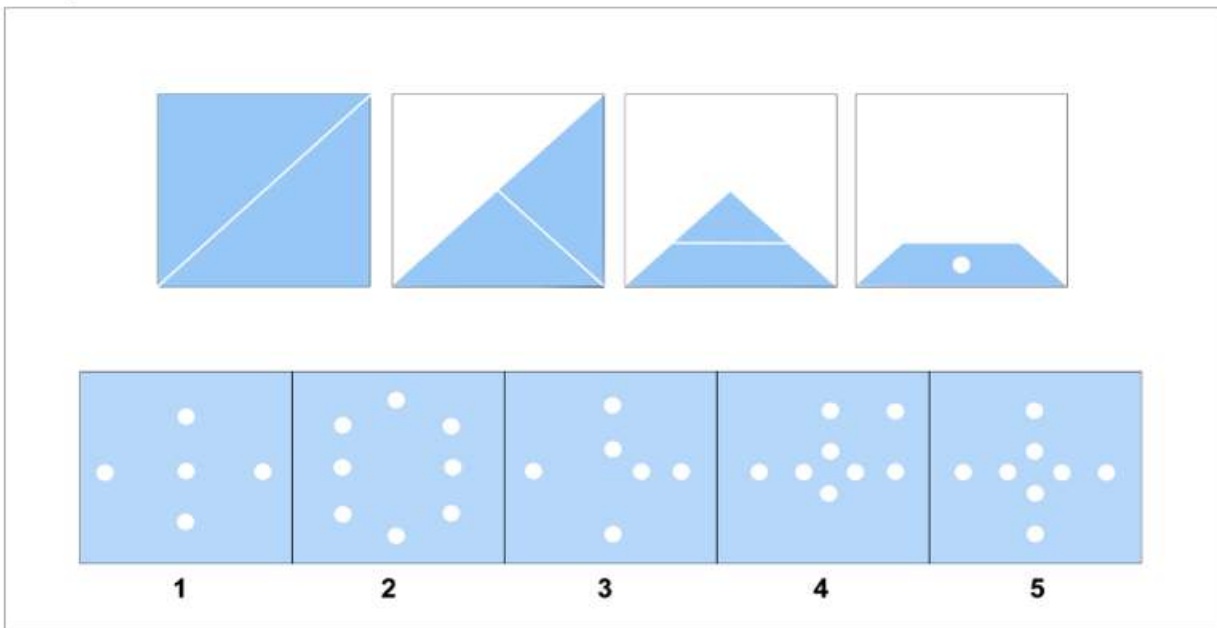
**Figure Analysis:**

Figure Analysis questions present a paper folded several times and then punched with holes. The answer choices contain unfolded papers with punched-in holes. You need to determine which of the answer choices is the final product of the unfolded punched-in paper.

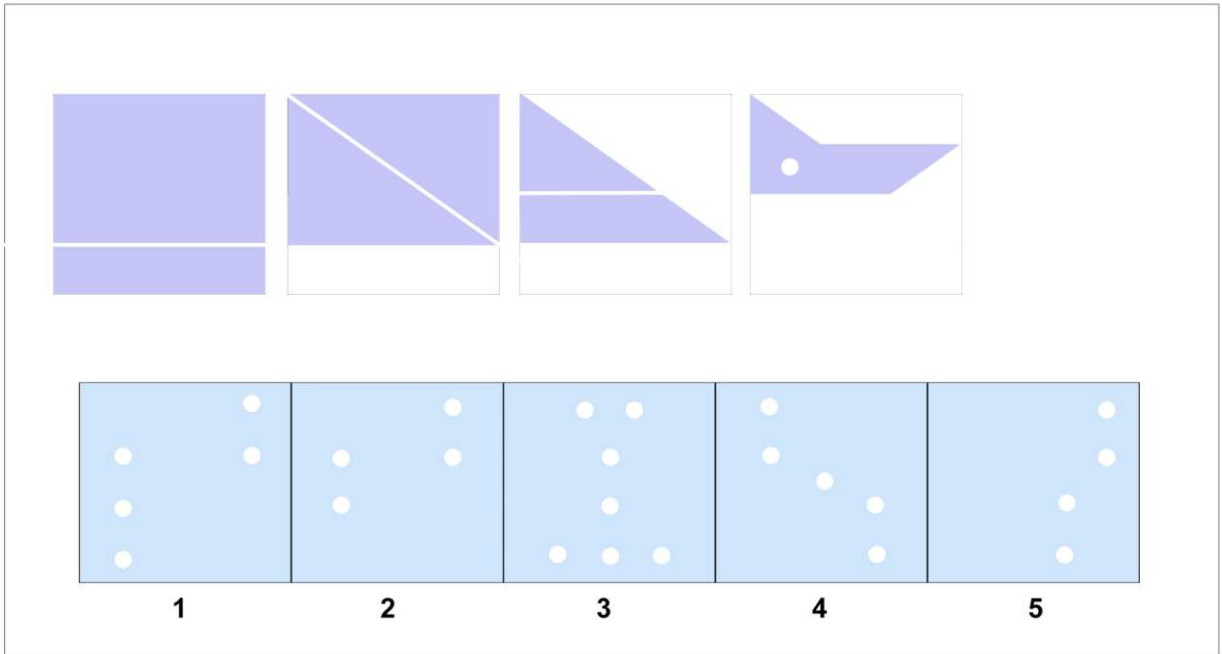
**Sample Question 5**



**Sample Question 6**




Sample Question 7

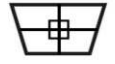






**Figure Recognition:**


Figure Recognition questions present a shape alongside five answer choices containing complex designs. You must choose the design which contains the target shape in the exact same size and orientation.

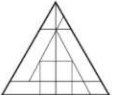
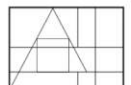
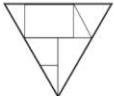

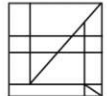
**Sample Question 8**



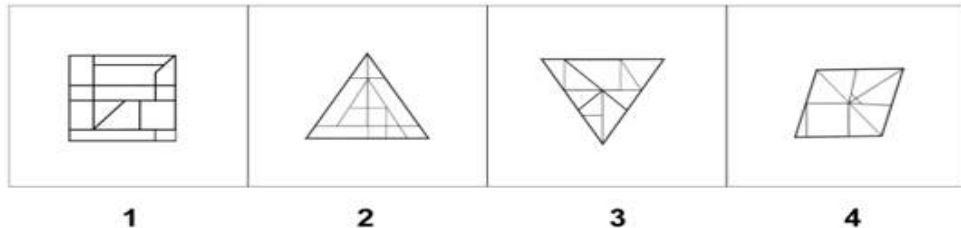
				
1	2	3	4	5

**Sample Question 9**



				
1	2	3	4	5

### Sample Question 10



### Verbal Classification Sample Questions

These questions show us three words that are connected. Your mission is to find the word from the answer choices that share the same connection.

#### Sample Question 11

Dog | Cat | Rabbit

**Options:**

- A. Animal
- B. Bird
- C. Pet
- D. Fish
- E. Tree

#### Sample Question 12

Square Triangle Circle

**Options:**

- A. Polygon
- B. Oval
- C. Shape
- D. Line
- E. Fish



## Verbal Analogies Sample Questions

The first pair of words have a special relationship in verbal analogy questions. Your task is to choose the word that completes a second pair of words, similarly, maintaining that special relationship.

### Sample Question 13

hot → warm: cold →

**Options:**

- A. freezing
- B. cool
- C. icy
- D. tepid
- E. scorching

### Sample Question 14

big → huge: small →

**Options:**

- A. tiny
- B. enormous
- C. colossal
- D. gigantic
- E. mammoth

## Number Analogies Sample Questions

Your goal is to identify the relationship between the numbers in the first two pairs and use that relationship to determine the missing number in the third pair.

Your objective is to select the number that demonstrates the same relationship as the numbers in the first two pairs when placed in the third pair.

### Sample Question 15

[8 → 16] [12 → 24] [6 → ?]

**Options:**

- A. 12
- B. 6
- C. 8
- D. 24
- E. 48





### Sample Question 16

[25 → 5] [49 → 7] [64 → ?]

**Options:**

- A. 6
- B. 8
- C. 10
- D. 12
- E. 14

## Number Series Sample Questions

In Number Series questions, you will see a sequence of numbers that follow a specific rule.

You must select a number from the answer choices that can replace the question mark and continue the series using the same rule.

Let's dive into our first question!

**How to Tackle Number Series Questions** – Analyze the number series and identify the sequence's rule or pattern.

Once you have understood the rule, your task is to select the appropriate number from the answer choices that fit the pattern and can replace the question mark, thus continuing the series consistently. Let's warm up with an easy sample.

### Sample Question 17

Find the next number in the series: 3, 6, 9, 12, \_\_\_\_\_.

**Options:**

- a) 13
- b) 14
- c) 15
- d) 16



### Sample Question 18

Let's level up!

Find the next number in the series: 7, 10, 8, 11, 9, 12

**Options:**

- A. 7
- B. 10
- C. 13
- D. 12
- E. 9

### Sample Question 19

Find the next number in the series: 36, 34, 30, 28, 24

**Options:**

- A. 20
- B. 22
- C. 25
- D. 23
- E. 28

## Scroll down for the solutions



## SOLUTION AND EXPLANATIONS

### Sample Question 1

The correct answer is 5.

All pictures consist of two identical shapes, one bigger and one smaller. The smaller object is next to the big one in any direction and not touching or overlapping. The smaller shape is also flattened a bit and looks irregular. The only choice that follows that pattern is 5.

Answer 1 contains two identical figures but smaller one is inside the bigger one.

In answer 2, there are two shapes of the same size.

In answer 3, the figures are crossed and the same size.

In answer 4, the figures follow the pattern of one small one big with smaller being flattened but they are overlapping.

### Sample Question 2

The correct answer is 3.

In this question, the pattern is as follows:

- Each picture contains a big figure with two smaller white figures.
- The small figures are always - one INSIDE and one OUTSIDE the big figure.
- The two small figures are always aligned on horizontal or vertical lines.

Answers 1 and 5 have one white and one small black figure which automatically excludes these answers.

Answer 4 has two small white figures but both are inside the bigger figure.

Answer 2 does have two small figures with one inside and one outside the bigger shape but they do not align vertically or horizontally.

We are left with 3 as the only possible correct answer.

### Sample Question 3

The correct answer is 2.

In this question, in the top row, from left to right, we have a black square that has been cut diagonally in half, and the cut half is flipped horizontally. It also turns into lines and not a solid black shape. Therefore, for the second row, the first figure is the black circle. Then it should be cut diagonally and flipped horizontally turning into just a circle line.

Hence, the 2nd choice is the correct answer.

**Sample Question 4**  
The correct Answer is 4.

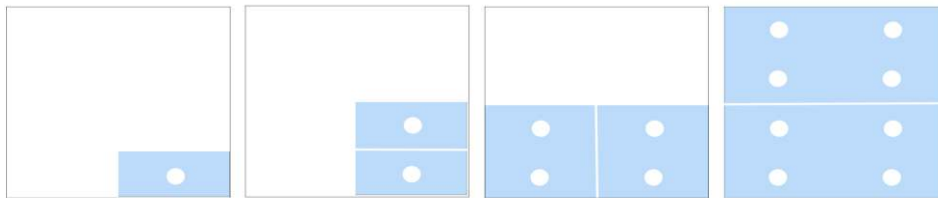
In this question, the pictures consist of varying shapes that have various levels of black fill and white circles in the middle. There are 3 different patterns, one for the shapes, one for the level of black fill and one for the white circle inside.

- Each line (left to right and up and down) has 3 shapes, SHIELD, HEART, CIRCLE.
- Left to right or up to down each shape is - fully filled, half-filled and quarter filled with black color.
- Top to down - first row full heart has circle in (1 shape), second row full shield and half-filled shield have circle in (2 shapes), third row all 3 shapes have a circle in.

Based on the shapes pattern, the missing picture should be a heart, thus eliminating answers 1, 2 and 5.

Based on the color fill and circle inside, we need to have a quarter filled heart with white circle inside, so a fully filled heart under nr3 is out.  
The only remaining possible answer is 4.

**Sample Question 5**  
The correct answer is 1.

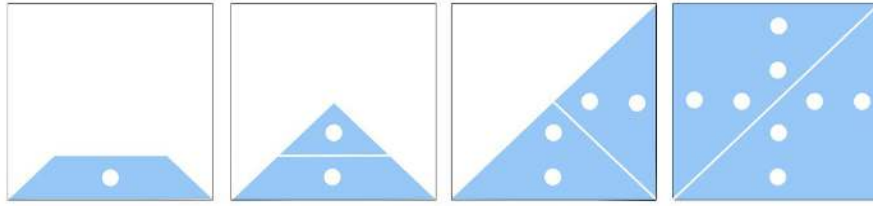


- The paper has one hole punched and is folded 3 times.
- If we open the first crease which covers one hole it would result in the next picture having 2 holes.
- If we open the second crease which covers 2 holes it would result in the next picture having 4 holes.
- If we open the third crease which covers 4 holes it would result in the final picture having 8 holes.

Answers 2,3 and 4 are incorrect because they do not have exactly 8 holes.

Answer 5 is incorrect because the hole placement is wrong.

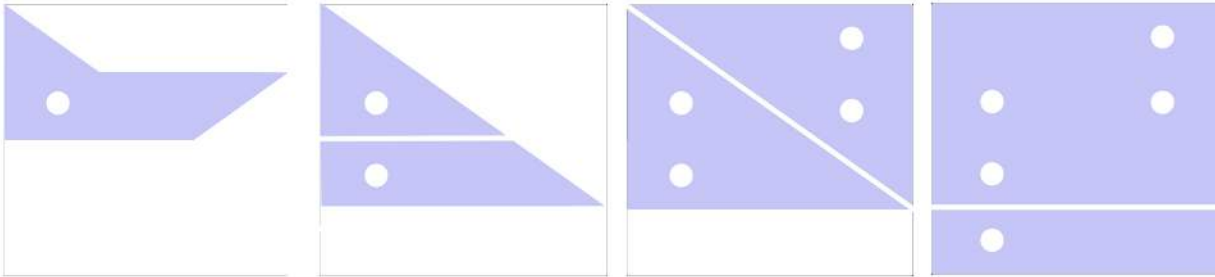
**Sample Question 6**  
The correct answer is 5.



- The paper has one hole punched and is folded 3 times.
- If we open the first crease which covers one hole it would result in the next picture having 2 holes.
- If we open the second crease which covers 2 holes it would result in the next picture having 4 holes.
- If we open the third crease which covers 4 holes it would result in the final picture having 8 holes.

Answers 1 and 3 are incorrect because they do not have 8 holes.  
Answers 2 and 4 are incorrect because the hole placement is wrong.

**Sample Question 7**  
The correct answer is 1.



- The paper has one hole punched and is folded 3 times.
- If we open the first crease which covers one hole it would result in the next picture having 2 holes.
- If we open the second crease which covers 2 holes it would result in the next picture having 4 holes.
- If we open the third crease which covers 4 holes, the next picture has 5 holes in total.

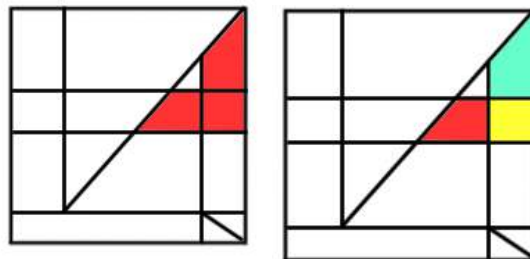
Answers 2, 3 and 5 are incorrect because they do not have 5 holes.  
Answer 4 is incorrect because the hole placement is wrong.

**Sample Question 8**  
The correct answer is 2.



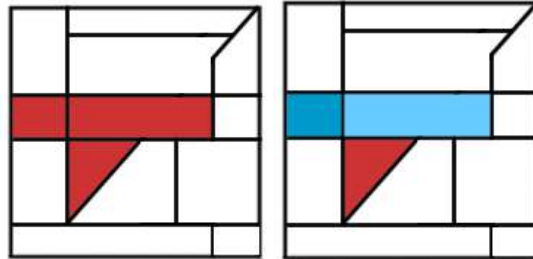
- The shape presented includes a right-angle triangle leaning on the rectangle.
- Answer choice 1 does not have any triangle shape so this answer is incorrect.
    - Answer choice 3 has a triangle however it's not joined with the rectangle.
    - Answer choice 4 has no right-angle triangles.
    - Answer choice 5 has no triangles at all.

**Sample Question 9**  
The correct answer is 5.



- The shape is a combination of 1 square with 2 right trapezoids on its sides.
- Answers 2,3 and 4 have trapezoids and squares but they are not touching correctly in the L shape.
- Answer 1 has trapezoids touching a square but they are not the right size and shape.

**Sample Question 10**  
The correct answer is 1.



The given shape is the merger of a square, a rectangle and a triangle below.

- Answers 3 and 4 do not have squares and rectangles touching in one line in them.
- Answer 2 and 5 do have square and rectangle touching with triangle attached but the sizing and positions are not matching.

**Sample Question 11**  
The correct answer is C.

Dogs, Cats, and Rabbits are all common pets that people can have. Similarly, the word Pet also shares the same connection as it refers to animals that are kept and cared for by humans. A) Animal is incorrect as it is the general category to which dog, cat, and rabbit belong, but it doesn't directly share the same connection with them.

**Sample Question 12**  
The correct answer is C.

Square, Triangle, and Circle are all different shapes. Similarly, the word Shape also shares the same connection as it refers to the form or outline of an object.

**Sample Question 13**  
The correct answer is A.

Hot is a term describing a hot temperature, and warm is a term describing a moderate temperature. The same goes for cold: cold describes a low temperature. Moreover, freezing is a term describing an extremely low temperature, similar to how hot is an extreme temperature.

Cool, icy, tepid, and scorching are incorrect as they do not represent an extremely low temperature like freezing.



**Sample Question 14**  
**The correct answer is A.**

Big is a term describing a large size, and huge is a term describing an even larger size. The same goes for small: small is a term describing a moderate size. Moreover, tiny is a term describing an extremely small size, similar to how big is an extreme size.

Enormous, colossal, gigantic, and mammoth are incorrect as they do not represent an extremely small size like tiny.

**Sample Question 15**  
**The correct answer is A.**

Look at the numbers in the first pair and try to find the rule they follow.

How do we get from 8 to 16?

We see that if we multiply the first number by 2, we get the second number:

$$8 \times 2 = 16.$$

Does this rule work for the second pair, as well?

When we multiply 12 by 2, we get 24:

$$12 \times 2 = 24.$$

The rule “multiply the first number by 2 to get the second” works in both pairs, so in the next pair we should also multiply by 2:

$$6 \times 2 = 12.$$

**Sample Question 16**  
**The correct answer is B.**

Look at the numbers in the first pair and try to find the rule they follow.

How do we get from 64 to 8?

We see that if we take the square root of the first number, we get the second number:

$$\sqrt{25} = 5.$$

Does this rule work for the second pair, as well?

When we take the square root of 49, we get 7:

$$\sqrt{49} = 7.$$

The rule “take the square root of the first number to get the second” works in both pairs, so in the next pair we should also take the square root:

$$\sqrt{64} = 8.$$

Therefore, 8 is the correct answer.





**Sample Question 17**  
**The correct answer is D.**

We have a series of numbers: 3, 6, 9, 12, and there's a missing number that we're searching for. Take a good look at the numbers. Do you notice any pattern? It's pretty cool! Each number in the series is 3 more than the previous one. So, to find the missing number, we need to add 3 to the last number in the series, which is 12. When we do that, we get 15! So, the next number in the series is 15

**Sample Question 18**  
**The correct answer is B.**

This series follows a straightforward pattern of alternating addition and subtraction. In the initial step, we add 3, and in the subsequent step, we subtract 2.

**Sample Question 19**  
**The correct answer is B.**

This is a series of numbers where we alternate between subtracting 2 and subtracting 4. It starts with subtracting 2, then 4, then 2, and continues in this pattern.

**Conclusion**

I hope you've found the free sample questions provided here valuable. Suppose you're searching for a more powerful resource to help you conquer the CAT4 challenge and reach a new academic height. In that case, this British-flavored, child-friendly website is here to lead you through the maze of questions, making the learning experience enjoyable and engaging!

**[Get CAT4 Level F Full Preparation](#)**